

95-2009

ELECTIONS IN MALAYSIA FACTS AND FIGURES

NSTP Research and Information Services

The New Straits Times Press (Malaysia) Berhad
31 Jalan Riong
59100 Kuala Lumpur

© NSTP 1994

All Rights Reserved.

ISBN 983 871 003 2

APB 716395

20 JAN 1995

NASKHAT PEMELIHARAAN
PERPUSTAKAAN NEGARA MALAYSIA

Price: RM49.90

Printed in Kuala Lumpur
Malaysia

PREFACE

"Elections in Malaysia" is a comprehensive handbook covering election facts and figures in this country. Chapter 1 begins with a background of the political and electoral systems in Malaysia. Chapters 5, 6, 8 and 9 cover election results from 1955-1990, while Chapter 7 takes us through by-elections since 1990. We have also devoted chapters on the major political party leaders and political parties. In Chapter 10, we went down memory lane with a collection of photographs that captures the spirit of elections in Malaysia through the years. Chapter 11 is a potpourri of election facts and figures presented in an easily digestible manner.

In 1990 we came out with our first book on elections in Malaysia. The second book is essentially an update with improvements - new sections on personality profile of major political party leaders, coalition parties, state statistics and an overall revamp to make it more "user-friendly".

We would like to express our appreciation to the Chairman of Election Commission Malaysia, Datuk Harun Din, and his staff for the latest maps of the constituencies, and to all others who have helped us in numerous ways.

November 1994

Sopiah Suid
Nor Zahidi Alias

EDITORIAL TEAM

| | |
|-------------------|--------------------------------------------------------------------------------------------------------------------------------------------------------------------------------------------------------|
| Editors | : Sopiah Suid Nor Zahidi Alias |
| Assistant Editors | : Chuah Bee Hwa Margaret Rozario Sabariah Abdullah |
| Writers | : Dr. Fadil Hisham Abdullah Siti Fatimah Mohamad Cynthia Sandran Nair Norazah Yusoff Wan Aziah Wan Ahmad Azizah Abdul Aziz |
| Researchers | : Amirrul Yap Siew Kok Aszunarni Ayob Azahar Mat Yazid Hismat Alang Ibrahim Mahamad Zaidi Mat Noor Mohd. Yusoff Razak Norazizan Saat Yeo Wan Yin Wan Sitti Shahadah Wan Hussin |

CREATIVE AND PRODUCTION TEAM

| | |
|------------------------|---------------------------------------------|
| Art Director | : Shamsuddin Shafie |
| Assistant Art Director | : Mohd. Hanif Hadis |
| Designers | : Mazlina Musa Noor Haslina Abdul Rashid |
| DTP Inputters | : Rozillah Mohd. Ishrak Habibah Ahmad |
| Illustrator | : Ahmad Fauzi Zainol Abidin |

Contents

| | | |
|------------------|-------------------------------------------------------------|-------------|
| Chapter 1 | Introduction | |
| | The Political System | <i>p.1</i> |
| | The Electoral System | <i>p.1</i> |
| | The Social and Political Context | <i>p.1</i> |
| | Party Identification and Coalition Politics | <i>p.2</i> |
| | Voting Patterns | <i>p.2</i> |
| | Election Laws | <i>p.3</i> |
| | Constituencies | <i>p.3</i> |
| | Election Expenditure | <i>p.3</i> |
| Chapter 2 | Personality Profile of Major Political Party Leaders | |
| | Dato' Seri Dr. Mahathir Mohamed | <i>p.5</i> |
| | Dato' Seri Dr. Ling Liong Sik | <i>p.5</i> |
| | Dato' Seri S. Samy Vellu | <i>p.6</i> |
| | Dato' Seri Dr. Lim Keng Yaik | <i>p.6</i> |
| | Lim Kit Siang | <i>p.7</i> |
| | Dato' Seri Joseph Pairin Kitingan | <i>p.7</i> |
| | Tengku Tan Sri Razaleigh Tengku Hamzah | <i>p.8</i> |
| | Ustaz Hj. Fadzil Mohd Nor | <i>p.8</i> |
| | Tan Sri Datuk Patinggi Hj. Abdul Taib Mahmud | <i>p.9</i> |
| Chapter 3 | Active Political Parties | <i>p.11</i> |
| Chapter 4 | Coalition Parties | |
| | Barisan Nasional | <i>p.23</i> |
| | Angkatan Perpaduan Ummah | <i>p.24</i> |
| | Gagasan Rakyat | <i>p.25</i> |
| | Chronological History of Barisan Nasional | <i>p.27</i> |
| | Chronological History of Other Coalition | <i>p.28</i> |
| Chapter 5 | 1959-1990 State Statistics and Election Results | |
| | Peninsula Malaysia | <i>p.29</i> |
| | Sabah and Sarawak | <i>p.43</i> |
| Chapter 6 | 1955-1990 Parliamentary Election Results | |
| | Peninsula Malaysia | <i>p.47</i> |
| | Sabah and Sarawak | <i>p.59</i> |

| | |
|-------------------|--------------------------------------------------------------------------------------------------|
| Chapter 7 | 1990-1994 By-Elections (1990-1994) |
| | 1990 By-Elections <i>p. 61</i> |
| | 1991 By-Elections <i>p. 63</i> |
| | 1992 By-Elections <i>p. 65</i> |
| | 1993 By-Elections <i>p. 66</i> |
| | 1994 By-Elections <i>p. 67</i> |
| Chapter 8 | Detailed Results of State Election 1990 (& Sabah 1994, Sarawak 1991) |
| | Peninsula Malaysia <i>p. 69</i> |
| | Sabah and Sarawak <i>p. 92</i> |
| Chapter 9 | Detailed Results of Parliamentary Election 1990 |
| | Peninsula Malaysia <i>p. 109</i> |
| | Sabah and Sarawak <i>p. 118</i> |
| Chapter 10 | Election Nostalgia <i>p. 123</i> |
| Chapter 11 | Election Facts and Figures |
| | State Statistics <i>p. 133</i> |
| | Of Family Ties & Age Gaps <i>p. 133</i> |
| | Vote Trivia <i>p. 134</i> |
| | People Power <i>p. 134</i> |
| | Win, Lose ... Or Draw? <i>p. 136</i> |
| | Voter Turnout in Parliamentary Elections <i>p. 137</i> |
| | Voter turnout in State Elections <i>p. 137</i> |
| | Voter Registered at Each Election <i>p. 137</i> |
| | Parliamentary and State Legislative Assembly Seats <i>p. 138</i> |
| | Government Budget for Running Each General Election <i>p. 138</i> |
| | Uncontested Parliamentary Constituencies <i>p. 138</i> |
| | Percentage of Votes Gained by Political Parties in Parliamentary Election <i>p. 139</i> |
| | Percentage of Votes Gained by Political Parties in State Election <i>p. 140</i> |
| | Parliament Seats Won by Major Political Parties <i>p. 141</i> |
| | Number of Candidates Who Lost Their Election Deposits <i>p. 143</i> |
| | Representation of Political Parties in Parliament <i>p. 144</i> |
| | Number of Parliamentary and State Constituencies <i>p. 145</i> |
| | Election Dates <i>p. 146</i> |
| Appendix: | Maps of Parliamentary & State Constituencies <i>p. 147</i> |

CHAPTER 1

INTRODUCTION

INTRODUCTION

THE POLITICAL SYSTEM

Malaysia has a federal parliamentary democratic system with a constitutional monarchy. The present Constitution with its parliamentary and Cabinet system, is closely based on the British Westminster model. Under this system, a bicameral Parliament elects one of its own members to the prime ministership. The system maintains a separation of powers, and civilian supremacy and civil liberties.

The King is the Head of State. The King (Yang di Pertuan Agong) is chosen from among the nine state hereditary Malay Rulers, for a five-year term by the Rulers, at the Conference of Rulers. The King, a constitutional monarch with ceremonial duties and limited discretionary powers, has the power to dissolve Parliament on the advice of the Prime Minister.

The Prime Minister heads the government. The Parliament consists of two chambers: the Dewan Rakyat (House of Representatives) and the Dewan Negara (Senate). The Dewan Rakyat has 180 members (192 for the next election) who are popularly elected once every five years or when Parliament is dissolved.

The Dewan Negara, the equivalent of the House of Lords in Britain, has 69 members. Each of the 13 states elects two members to the Senate, 40 are appointed by the King, 2 represent the Federal Territories of Kuala Lumpur and 1 for Labuan. One term of Senatorship runs for 3 years.

A bill becomes law upon its passing by a simple majority in both Houses, and assented to by the King. However, the Dewan Rakyat is more powerful than the Dewan Negara and can override the objections raised by the Dewan Negara on the passage of bills.

THE ELECTORAL SYSTEM

Malaysia has been using the electoral system practiced in United Kingdom since 1954. The system is the simple majority or the first-past-the-post system in single member territorial constituencies. It simply means that in all elections (general and by-election), the winner is that person who gets the most votes, even if it does not constitute a majority of the votes. Thus, in party terms this means that one or a coalition of the 35 currently registered political parties in Peninsular Malaysia, Sabah and Sarawak can, upon obtaining the majority of votes, form the government.

With the recent re-delineation exercise, Malaysia now has 192 parliamentary constituencies and 498 state constituencies. The two Federal Territories, Kuala Lumpur and Labuan, do not have legislatures of their own but elect 11 and 1 representatives, respectively, to the Parliament. Citizens who are eligible to vote under the law must be registered and voting is done by secret ballot.

The Federal Constitution provides for parliamentary elections and for elections to the State Legislatures to be held every five years, though they may be held sooner by an earlier dissolution of Parliament or State Legislature. Voters go to the polls after Parliament (in the case of parliamentary elections) and the State Legislature (in the case of state elections) are dissolved and the notice of elections gazetted, and nomination day set. The general election must be held within 60 days from the date of dissolution of Parliament and State Assemblies.

At state level, the state Chief Ministers decide when to dissolve the State Assemblies before the election. The general elections to the State Assembly in Peninsular Malaysia are held in tandem with the federal parliamentary elections.

The state elections in Sabah and Sarawak are not held simultaneously with the federal parliamentary and state elections in the Peninsula. Sabah state elections were held separately right from the first state election in April 1967. In the case of Sarawak, it held its state elections separately from 1979 - when the then Sarawak Chief Minister Tan Sri Abdul Rahman Yaakub opted to sit out the five-year term which ended that year.

THE SOCIAL AND POLITICAL CONTEXT

The earlier colonial policy of "divide and rule" sowed the foundation of the political culture in Malaysia, and is reinforced to this date by the multi-ethnicity of the population.

Of the total population of 18.2 million, Malays and other indigenous peoples (Orang Asli, Bidayus, Ibans, Dayaks, Kadazans, Melanau and many others) make up about 62 per cent, Chinese 29 per cent, Indians 8 per cent, and others 1 per cent.*1

Religious groupings tend to be along ethnic lines. The Muslims which make up 53 per cent of the population are predominantly Malays. The Chinese tend to be Buddhists (17.3 per cent) or Confucians, Taoists or other traditional Chinese belief and worship (11.6 per cent). The Indians are mainly Hindus (7 per cent) while the Christians (8.6 per cent) cut across the non-Malay races.*2

Given the diversity in ethnic and religious backgrounds, elections assume a more important role as the main instrument for preserving the democratic component in the system. It is one of the most important ways in which people can express their political hopes, dissatisfactions and as a mechanism for choosing the leaders of the country.

Voter turnout for the past parliamentary elections range from about 70 to 79 per cent, and for state elections from 72 to 79 per cent (see Chart 1 and 2 on page 137). This level of participation is quite impressive since voter participation in many countries is lower than 60 per cent.

The first popular election held in Malaysia (then the Federation of Malaya) was for the municipal council George Town, Penang, on November 1, 1951. This was followed later by the Kuala Lumpur municipal council election of February, 1952. The first national level election in the country was held on July 27, 1955. To date, there has been eight elections.

PARTY IDENTIFICATION AND COALITION POLITICS

Most of the political parties in Malaysia are communally based. The United Malays National Organisation (UMNO) formed in 1946, followed by the Malayan Indian Congress (MIC) in the same year, the Malayan (later Malaysian) Chinese Association (MCA) in 1949, are all ethnic-based. So are PAS (Malay and specifically Islam) and the DAP (essentially Chinese).

Relative to Peninsular Malaysia, the formation of political parties was a late development in Sabah and Sarawak. The special position of Sabah and Sarawak and their assertion of state and ethnic rights have been the dominant political issues in these two states. They also pose challenges to territorial integration of the country. While political parties in these two states are mainly locally controlled, the political influence of the Barisan Nasional coalition is making significant inroads into these two states. As a result of the February 18-19, 1994 election in Sabah, a new state government led by Barisan Nasional is formed.

Coalition politics is nothing new in Malaysia. As early as the 1952 Kuala Lumpur municipal election, a coalition of UMNO and MCA had existed. With the addition of MIC, this coalition, became the Alliance in 1957.

The need to build a durable foundation for a strong, united, multiracial Malaysia led to the expansion of the ruling Alliance party. The Alliance expanded to include a number of opposition parties which had been among its principal opponents in the political arena, at both the state and federal level. Thus, with new partners that shifted with the need at the time, the Alliance party became a new coalition, the Barisan Nasional (National Front), which was registered and functioned as a party on June 1, 1974. Today the ruling Barisan Nasional consists of 12 political parties.

What lies behind this coalition was a political strategy for governing. It was based on limiting and controlling ethnic hostility, depoliticising tense ethnic issues, and compromising at the elite level. The strategy has been endorsed by voters, who have made the Alliance/Barisan Nasional the winning coalition in every national election held since 1955.

Party politics in Malaysia continue to revolve around the garnering of communal support. Political elites also play a major role in shaping the framework and the style of politics in Malaysia. Race has become the basis for mobilisation and action among the peoples. This has led Malaysian politics to be characterised as communal politics, and the maintenance of inter-communal harmony, the primary aim of the government.

VOTING PATTERNS

In 1955 there were 1,280,000 registered voters and the number of voters has been increasing since then (see Chart 3 on page 137). In the 1986 parliamentary elections, voter turnout fell to 70 per cent from 74 per cent in 1982, the first

time in post-independence elections that the turnout had fallen to the 70 per cent mark.

In the 1990 parliamentary election there were 7,958,000 registered voters. Of the total, 5,749,000 voters or 72.7 per cent cast their votes in 180 parliamentary constituencies. More than 8.7 million voters are eligible to cast their votes in the next general election.

The highest voter turnout in the 1986 general election was in the east-coast states of Kelantan and Terengganu, and the lowest was in Sabah. In the 1990 general election, the largest number of voters who actually cast their votes were in Perak and Terengganu.

In the 1986 general election, 9 political parties contested for the 177 parliamentary seats but only the National Front coalition, the Parti Islam (PAS) and the Democratic Action Party (DAP) were successful. The National Front secured 57.6 per cent of the votes, PAS 15.3 per cent and DAP 21.1 per cent (see Chart 7 on page 139). Candidates from the other six parties failed to obtain any seat. Out of 52 independent candidates, four were successful in obtaining seats. They received a total 142,456 votes or 3 per cent.

In the 1990 general election, 9 political parties contested for the 180 parliamentary seats. Only 5 parties were successful. The Barisan Nasional party polled 2.98 million votes or 53.4 per cent of the votes to gain 127 of the 180 seats. Barisan Nasional retained control of all the state legislative Assemblies except those in Kelantan and Sabah. The Opposition obtained 2.6 million votes or 46.6 per cent of the total votes. This translated into 53 parliamentary seats and 2 State Assemblies.

ELECTION LAWS

The election processes in Malaysia are governed by election laws. The Parliamentary Act providing for elections to the Dewan Rakyat and to the legislative Assemblies of the states is the Elections Act, 1958. Other election laws include: Election Offences Act, 1954; Elections Commission Act, 1957; Elections (Registration of Electors) Regulations, 1971; and Elections (Conduct of Elections) Regulations, 1981. In March 1990, a bill was passed by Parliament which bars Members of Parliament from resigning their seats to effect by-elections.

The Elections Act of 1958 was amended in 1990 to allow the counting of votes to be done at the polling station of each constituency. Postal votes for each constituency is counted at a place determined by the returning Officer. All of this is to make the counting of votes quicker and more efficient than before.

CONSTITUENCIES

When voters went to the polls for the federal legislative council election in 1955, there were only 52 parliamentary constituencies and no state constituencies. In 1959 there were 104 parliamentary constituencies and 282 state constituencies and since then, the number of constituencies has been increasing (See Chart 4 on page 138).

ELECTION EXPENDITURE

Two kinds of expenditure are involved in elections - the cost to the Treasury for holding the exercise, and the expense of the candidate/party. The Treasury has to bear the costs of conducting general elections, which has increased by leaps and bounds. The Treasury is also responsible for approving the allocation for each election.

The cost of the 1959 general election was a little more than RM1 million (see Chart 5 on page 138). Ten years later in 1969, the cost more than doubled to RM2.4 million, and further down the road in 1978 the cost increased to RM 4.3 million. For the last election in 1990, the cost was RM20 million.

The increase in expenditure by the Treasury is largely due to the increases in the number of constituencies, polling stations, polling staff and polling equipment such as ballot boxes, and polling booths.

The expenditure by the candidate in the election process is set by law. The maximum expenditure for a candidate or his election agent is RM50,000 for parliamentary elections and RM30,000 for state elections. Expenses incurred by the candidate must be accounted for with receipts and bills. Thirty-one days after the election results are published in the Government Gazette, the election agent of every candidate must submit a return of his election expenses to the State Elections Officer.

In addition, as required by election law, there is an election deposit for candidacy, which is RM5,000 for parliamentary

election and RM3,000 for state legislative election. A candidate loses his deposit if he obtains less than one-eighth of the total votes cast in the constituency in which he is contesting. In the Sabah State Assembly election on February 18-19, 1994, 52 candidates forfeited their collective election deposits of RM156,000.

All of this means that if in the next parliamentary election, a political party fields its candidates in all 192 parliamentary seats and all 498 state seats, it has to come up with at least RM2,454,000, just for deposit alone. And for a political party with limited financial resources, this high deposit alone can be a big stumbling block. Only parties and candidates endowed with sufficient resources can survive in future elections. The cost of running for office at both the state and the federal level in future elections will in all likelihood increase rather than decrease.

*1. Yearbook of Statistics 1993, Department of Statistics Malaysia (July, 1993).

*2. Information Malaysia 1992-93 Yearbook, Berita Publishing (1992).

CHAPTER 2

PERSONALITY PROFILE OF MAJOR POLITICAL PARTY LEADERS

PERSONALITY PROFILE OF MAJOR POLITICAL PARTY LEADERS



Dato' Seri Dr. Mahathir Mohamad is the president of the United Malay National Organisation (UMNO) and the Prime Minister of Malaysia. He has held both posts since 1981.

Before becoming the Prime Minister, he had served as Deputy Prime Minister, Deputy Home Minister, Minister of Trade and Industry, and Minister of Education.

He was born in 1925 at Seberang Perak, Kedah, the youngest son of a school teacher. Dr. Mahathir, who obtained his MBBS degree from the University of Malaya, is popularly known as "Dr. UMNO" in his birth place.

Dr. Mahathir joined UMNO when it was formed in 1946. In 1964 he won his first parliamentary seat for the Kota Star Selatan constituency in Kedah. However, he lost the seat the following election in 1969. Victory was his again in 1974 for the Kubang Pasu seat in Kedah, and he has since continued to be its Member of Parliament.

In 1969 he was expelled from UMNO because of his bitter attacks against Tunku Abdul Rahman's leadership and the then ruling Alliance's "gentility, caution, and reluctance to take action". He was re-admitted in 1972 and re-elected as member of the UMNO Supreme Council. In 1987 his leadership in UMNO was challenged by Tengku Razaleigh, but Dr. Mahathir was successful in maintaining his position as president of UMNO.



Dato' Seri Dr. Ling Liong Sik is the president of the Malaysian Chinese Association (MCA) and Minister of Transport.

Born in Kuala Kangsar, Perak in 1943, he received his medical degree in 1966 from the University of Malaya, Singapore, and was in medical practice until 1975.

He joined MCA in 1968 and has been the president of the party since 1986.

Currently, he is serving his 5th term as Member of Parliament. The first three terms were served for Mata Kuching constituency in Penang, and the 4th and 5th term for Labis constituency in Johor.

His major political appointments include parliamentary secretary in the Ministry of Local Government in 1976, Deputy Minister of 3 Ministries, namely Information, Finance and Education, spanning the years between 1978 to 1985. His appointment to his present post as Minister of Transport was in 1986.

In 1984 Dato' Seri Ling Liong Sik and 13 MCA Central Committee members were expelled from the party and he subsequently resigned as Deputy Minister of Finance. Eleven months later, he was re-instated and in March 1985, he was re-appointed Deputy Minister of Education.



Dato' Seri S. Samy Vellu is the president of the Malaysian Indian Congress (MIC) and the Minister of Energy, Telecommunications and Posts.

He was born in 1936 in Kluang, Johor. He received his Diploma from the Royal Institute of British Architects in 1969, and was in private practice for about 10 years.

He first joined MIC in 1959. In 1973, he was chosen to head the MIC Youth, and 4 years later, became the deputy president of the party. Before assuming the leadership of MIC in 1981, he was the acting president for 2 years following the death of the then president, Tan Sri V. Manickavasagam.

Samy Vellu, first elected to Parliament in 1974, has been a Member of Parliament for Sungai Siput for 20 years. His past portfolios, prior to his current post as Minister of Energy, Telecommunications and Posts, included being Deputy Minister of Housing and Local Government, and Minister of Works and Utilities.



Dato' Seri Dr. Lim Keng Yaik is the president of Gerakan since 1980, and is also the Minister of Primary Industries.

He was born in 1939 in Tapah, Perak. He received his training in medicine at Queens University, United Kingdom, and later served in the government hospital in Taiping and private practice before venturing into politics.

Dr. Lim started his political career when he joined MCA in 1968. The following year, he stood for election but failed to win the Pekan Baru state seat in Perak. His first victory came in 1978 when he won the Jalong state seat in Perak, and since then he has continued to be successful for all seats contested in the general elections. In the 1986 election,

he won the Beruas parliamentary seat. To date, he has maintained his seat as Member of Parliament for Bruas.

In 1972, he was appointed Senator and made Minister of Special Functions. However, in 1973 he resigned from the Ministerial post, and in the same year, was expelled from MCA for opposing the then party president, Tun Tan Siew Sin.

After his expulsion he joined Gerakan in 1974 and was appointed the Ulu Kinta division chairman. He won the Gerakan presidency when he defeated Daruk Leong Khoo Seong by 57 votes in 1980, after Dr. Lim Chong Eu had stepped down from the post.



Lim Kit Siang is the secretary-general of the Democratic Action Party (DAP), and is the opposition leader in Parliament.

Currently, he is also the Member of Parliament for Tanjung, Penang and State Assemblyman for Padang Kota, Penang.

He was born in 1941 in Batu Pahat, Johor. He is a qualified barrister from Lincoln's Inn, London but was never a practising lawyer. Before venturing into politics, he was a journalist.

At the age of 24 in 1965, he was a founder-member of the DAP. Two years later, he became the national organising secretary, and at age 28, he was appointed the secretary-general.

He first contested in the general election in 1969 for Bandar Malacca parliamentary constituency and was successful in defeating the Alliance candidate. Since then he has maintained an impressive success record for victories against BN candidates for state seats and parliamentary seats in all general elections, except for in 1982 when he lost the Bandar Hilir state seat in Malacca to the BN candidate.



Dato' Seri Joseph Pairin Kitingan is the president of Parti Bersatu Sabah (PBS), the Member of Parliament for Keningau, Sabah and the State Assemblyman for Tambunan, Sabah.

He was born in 1940 in Papar, Sabah. A law graduate of University of Adelaide, Australia, he was the first Kadazan in Malaysia to become a lawyer.

His first venture into politics was in 1974 when he joined PEKEMAS. A year later, he quit and help formed Berjaya Party. He remained in Berjaya until 1984, after which he formed a new party, PBS, in 1985.

His first election was on the Berjaya ticket for the Tambunan state seat in Sabah in 1976. Henceforth, he was successful for all state and parliamentary seats he contested in. At the last state election in 1994, he was victorious against the BN candidate, and retained his seat as State Assemblyman for Tambunan, a post he has held since 1976.

His ministerial portfolio includes Assistant Minister to the Chief Minister of Sabah, State Minister of Local Government and Housing, and Sabah Minister of Manpower and Environment. He was the Chief Minister of Sabah from 1985 to March 1994.



Tengku Tan Sri Razaleigh Tengku Hamzah is the president of Semangat 46 and Gagasan Rakyat.

He was born in 1937 in Kota Bharu, Kelantan. He received his tertiary education at Queen's University, United Kingdom, graduating with a Bachelor degree in Economics.

Tengku Razaleigh entered politics in 1962 as an UMNO member, and was subsequently elected chairman of Hulu Kelantan division (now Gua Musang). For the next 15 years, he continued to hold various offices in UMNO including treasurer from 1971 to 1984, and vice-president from 1974 to 1981. He contested for UMNO deputy presidency twice, in 1981 and 1984, but was defeated on both occasions by Datuk Musa Hitam.

In the 1987 UMNO election, he challenged Mahathir for the presidency but lost by 43 votes. Following the leadership struggle in UMNO, he formed Semangat 46 in 1989.

Tengku Razaleigh is the Member of Parliament for Gua Musang in Kelantan, a post he has held since his first election victory in 1969.



Ustaz Hj. Fadzil Mohd Noor is the president of Parti Islam SeMalaysia (PAS) and the State Assemblyman for Bukit Raya, Kedah.

He was born in 1937 in Kota Setar, Kedah. He is an Islamic law graduate of Al-Azhar University, Cairo. In the early years of his career, he was a teacher, and later a lecturer at University Teknologi Malaysia before joining politics.

Hj. Fadzil has been the president of PAS since 1989. Before that he was the deputy-president of the party for 7 years.

He first contested in the 1978 general election for the Kuala Kedah parliamentary seat and the Alor Merah state seat in Kedah, but lost on both occasions to the BN candidates. Since then he has not been successful in gaining a parliamentary seat from the BN candidates. However, for the Bukit Raya state seat in Kedah, he was able to retain his seat for 3 consecutive elections, 1982, 1986 and 1990, against the BN candidate.



Tan Sri Datuk Patinggi Hj. Abdul Taib Mahmud is the president of Parti Pesaka Bumiputera Bersatu (PBB) and the Chief Minister of Sarawak.

Currently, he is also the State Assemblyman for Sebandi and Member of Parliament for Kota Samarahan, Sarawak.

Born in Miri, Sarawak in 1936, he is a law graduate from the University of Adelaide, Australia. He served as the Crown Counsel for Sarawak for a year before venturing into politics in 1963.

He was then appointed to the State Assembly and simultaneously became State Minister of Communications and Works. Three years later, he became the State Minister of Development and Forestry. In 1968, he was appointed to the federal level as Deputy Minister of Commerce and Industry.

He was the vice-chairman of Parti Berjasa Sarawak in 1964. In 1972, he was elected the deputy president of Parti Bumiputera. About a year later, Parti Pesaka Bumiputera Bersatu Sarawak was formed as a result of a merger between Parti Bumiputera and Parti Pesaka, he was then made the deputy president. He took the leadership of PBB in 1981, the same year he became the Chief Minister of Sarawak.

Among his appointments at the federal level were, Minister of Natural Resources, Minister of Information and Special Functions, Minister of Primary Industries, Minister of Defence, and Minister of Federal Territory which he resigned in 1981 to contest in the by-election for Sebandi seat.

In the last 31 years, he has moved from state to parliamentary seats, being victorious in all the contests. He won his first election for Samarahan Parliamentary seat in 1969 and has been successful in retaining his seat since then and he has been the State Assemblyman for Sebandi (now known as Asajaya) since 1981.

CHAPTER 3

ACTIVE POLITICAL PARTIES

ACTIVE POLITICAL PARTIES

A guide to some of the active political parties is presented below in alphabetical order. Parties without proper committee members or which are not politically active are not included in the list. Party information is updated in October, 1994 unless indicated otherwise.

AKAR

| | | | |
|-------------------|----------------------------------------------------------------------------------------------------|---------------------------|------------------------------------------------------------------------------|
| FULL NAME | : Parti Angkatan Keadilan Rakyat Bersatu | DEPUTY-PRESIDENTS | : Pendikar Amin Hj. Mulia Datuk Dr. Jeffrey Kitingan Tony Shin Mau Fui |
| ESTABLISHED ON/AT | : 15 - 9 - 89 Kota Kinabalu | SECRETARY-GENERAL | : Ronald Kiandee |
| HEADQUARTERS | : Lot 23, Block D, Damai Commercial Centre, Luyang Phase 3 88300 Kota Kinabalu, Sabah. | TREASURER | : Filino Hee |
| | | BRANCHES AND DIVISIONS | : over 500 branches |
| PRESIDENT | : Datuk Mark Koding | MEMBERSHIP | : 100,000 |

BACKGROUND:

AKAR was registered on September 15, 1989 and was launched in Kundasang, Sabah on September 24 in the same year. It was headed by Kalakau Untol, Senator Pandikar Amin Mulia and six ex-PBS members. In November 1989, Datuk Mark Koding was appointed as the president of the party. On November 5, 1990, AKAR applied to join the BN and was accepted on December 4, 1990.

BERJASA

(As at 1993)

| | | | |
|-------------------|----------------------------------------------------------------------|---------------------------|-----------------------------------------|
| FULL NAME | : Barisan Jama'ah Islamiah Se Malaysia | PRESIDENT | : Datuk Hj. Wan Hashim Hj. Wan Ahmad |
| ESTABLISHED ON/AT | : 1977, Kelantan | DEPUTY-PRESIDENT | : Hj. Yusof Hj. Mohd Nor |
| HEADQUARTERS | : 1587, Paya Rambai, Jalan Bayam 15200 Kota Bharu, Kelantan | SECRETARY-GENERAL | : Hj. Mohamad Yusof Harun |
| | | BRANCHES AND DIVISIONS | : 48 divisions (As of October 1990) |
| | | MEMBERSHIP | : 30,000 (As of October 1990) |

BACKGROUND:

BERJASA was founded by the former PAS Kelantan Chief Minister, Datuk Hj. Mohammad Nasir and other PAS dissidents in September 1977. It joined the BN in December 1977. Together with BN, BERJASA formed the state government in Kelantan in 1982. In 1986 general elections, BERJASA decided not to take part because of its dissatisfaction over the acceptance of HAMIM into the BN. BERJASA left the BN on May 25, 1989. It does not hold any seat in the federal Parliament, but it is represented in the Kelantan State Assembly. It nevertheless aims to achieve 1 seat in the federal Cabinet.

BERSEKUTU

(Registrar of Societies file, 1989)

FULL NAME : Parti Barisan Rakyat
Sabah

ESTABLISHED ON/AT : 15 - 6 - 1990
Sandakan, Sabah

HEADQUARTERS : Tingkat 3, Bangunan
MARA Jalan Leila,
Sandakan, Sabah
(Registered Office)
P.O. Box 19, 90009
Sandakan, Sabah
(Postal Address)

PRESIDENT : Hamid Jan

DEPUTY-PRESIDENTS : Aloysius Cusmos
Achil Gusti Ali
Lye Lai Choi Thaih

SECRETARY-GENERAL : A. Ghani Karim

TREASURER : Suanthah Aing

BRANCHES AND
DIVISIONS : N.a.

MEMBERSHIP : N.a.

BACKGROUND:

BERSEKUTU, a multi-racial party was registered in 1990 but did not contest in the 1990 state election. It did not win any of the 6 seats contested in the 1994 election. The party is led by Hamid Jan.

DAP

FULL NAME : Democratic Action Party

ESTABLISHED ON/AT : 18 - 3 - 66, Seremban,
Negeri Sembilan

HEADQUARTERS : 24 Jalan 20/9, 46300
Petaling Jaya

NATIONAL
CHAIRMAN : Dr. Chen Man Hin

NATIONAL DEPUTY-
CHAIRMAN : Karpal Singh

SECRETARY-GENERAL : Lim Kit Siang

BRANCHES AND
DIVISIONS : N.a.

MEMBERSHIP : 40,000

BACKGROUND:

DAP is a multi-ethnic but predominantly Chinese party formed by former members of the Singapore People's Action Party (PAP), following the republic's separation from Malaysia. In terms of parliamentary representation, the DAP is the largest opposition party with 20 seats - a drop from 24 seats in the 1986 election.

Although the DAP has a traditional reliance on voters from lower down the social scale, particularly the Chinese lower class, it also has significant support among middle-class non-Malays. Hence the popular perception of it being an urban party. Indians do not see the party as an alternative to the MIC. As for the Chinese, it is seen as a party fighting for their interests, and thus a direct rival to the MCA.

It is part of the Gagasan Rakyat - a seven party coalition formed to fight the BN in the 1990 election.

GERAKAN

FULL NAME : Parti Gerakan Rakyat
Malaysia

ESTABLISHED ON/AT : 25 - 5 - 68, Kuala Lumpur

HEADQUARTERS : 10 - 12, Jalan 1/77B
Off Changkat Tambi
Dollah, Pudu, 55100
Kuala Lumpur

PRESIDENT : Dato' Seri Lim Keng Yaik

DEPUTY-PRESIDENT : Kerk Choo Ting

VICE-PRESIDENTS : Dato' Tan Gim Hwa
Dato' Alex Lee
Dr. Koh Tsu Koon
Datuk Dominic
Puthucheary

SECRETARY-GENERAL : Tan Sri Dato' Chan
Choong Tak

BRANCHES AND
DIVISIONS : 120 divisions and 330
branches

MEMBERSHIP : 150,000

BACKGROUND:

GERAKAN was founded by intellectuals from Universiti Malaya and former leaders of the Labour Party and the United Democratic Party. Their objective was to form a multi-racial party which would offer a social reform as an alternative to the then Alliance Party. Its followers are essentially Chinese and its support is mainly confined to Penang. As an opposition party, GERAKAN formed the state government in Penang after winning the 1969 general election. It joined the BN in 1972 and is the dominant BN party in Penang.

HAMIM

| | | | |
|-------------------|--------------------------------------------------------------------------------------------|---------------------------|--------------------------------------|
| FULL NAME | : Hizbul Muslimin Malaysia | DEPUTY-PRESIDENT | : Dato' Nik Man Nik Mohd |
| ESTABLISHED ON/AT | : 1982, Kota Bharu, Kelantan | SECRETARY-GENERAL | : Wan Ibrahim Abdullah |
| HEADQUARTERS | : Markas Pusat Hamim No 2637, Kampung Masjid Kota, Kampung Kota, 15100 Kota Bharu | TREASURER | : Hj. Hussin Yaakob |
| PRESIDENT | : Dato' Hj. Sudin Wahab | BRANCHES AND DIVISIONS | : 70 divisions (As of April 1990) |
| | | MEMBERSHIP | : 60,000 (As of April 1990) |

BACKGROUND:

HAMIM was formed by former PAS leaders, led by the late Datuk Hj. Mohamed Asri Muda, who was the PAS chief for 18 years. In July 1986, HAMIM was accepted "in principle" into the BN fold and allotted 1 parliamentary seat and 2 state seats in the 1986 election. However, the party fared badly in the polls.

In September 1988, most of the party leaders, including Asri, wanted HAMIM to be dissolved. At a special assembly, the motion to dissolve the party was denied by one vote. Soon after that, Asri and 12 others of the 21 supreme council members quit to join UMNO.

In August 1989, HAMIM ceased to be a member of the BN. It later joined APU with PAS, BERJASA and Semangat 46.

IKATAN

| | | | |
|------------------|-------------------------------------------------------------------|---------------------------|-------------------------------------|
| FULL NAME | : Parti Ikatan Masyarakat Islam Malaysia | DEPUTY-PRESIDENT | : Mohd. Yusof Penghulu Su |
| REGISTERED ON/AT | : 28 - 2 - 90, Terengganu | SECRETARY-GENERAL | : Md. Shah Amin |
| HEADQUARTERS | : 38, Jalan AU 2A/14, Taman Sri Keramat, 54200 Kuala Lumpur | TREASURER | : Ab. Talib Saad |
| PRESIDENT | : Hj. Abdul Wahab Yunus | BRANCHES AND DIVISIONS | : 12 divisions (as of June 1991) |
| | | MEMBERSHIP | : 10,000 (as of June 1991) |

BACKGROUND:

IKATAN was founded at Kampung Syed Mohsin, Kuala Kemaman on February 28, 1990 as a new Islamic political party. It was formed when HAMIM decided to pull out from the BN. It is opened to all Muslims in the country especially the former HAMIM, BERJASA and PAS members.

Its concern is to strengthen and preserve Islamic policy, Malay dominance and to get rid of groups which it claims to try and weaken the BN. On September 24, 1992 it pledged to work with the BN and never to assume the role of an opposition. It even helped BN to secure a seat during the Bukit Payung by-election on April 1992. It does not aspire for any seat or senatorship, as its main role is to help the people.

IPF

| | | | |
|-------------------|----------------------------------------------------|------------------------|----------------------------------------------------------------------------------------|
| FULL NAME | : All Malaysian Indian Progressive Front | DEPUTY-PRESIDENT | : Thiagaraja Govindaraju |
| ESTABLISHED ON/AT | : 1 - 8 - 90 Kuala Lumpur | VICE-PRESIDENTS | : Segaran Periasamy Vadiveloo Anumanthan Karupiah Palayah Suppiah Subramaniam |
| HEADQUARTERS | : 136 - Jalan Tun Sambanthan 50470 Kuala Lumpur | SECRETARY-GENERAL | : Ramah Muruguraw M. Ramarao |
| PRESIDENT | : Gnanapandythan Muthandi | BRANCHES AND DIVISIONS | : 1,000 branches |
| | | MEMBERSHIP | : 100,000 |

BACKGROUND:

The All-Malaysian Indian Progressive Front (IPF) was formed by an expelled MIC vice-president, M.G. Pandithan in 1990. The party was registered and approved by the Registrar of Society in July 1990. In the 1990 general election, IPF which affiliated with Gagasen Rakyat failed to win any seat.

KIMMA

| | | | |
|-------------------|------------------------------------------|------------------------|--------------------------------------------|
| FULL NAME | : Kongres Indian Muslim Malaysia | DEPUTY-PRESIDENT | : Dr. Khalilur Rahman Abdul Kareem, AMN |
| ESTABLISHED ON/AT | : 1976, Kuala Lumpur | SECRETARY-GENERAL | : Amir Hamzah Alla Pichay |
| HEADQUARTERS | : 36, Leboh Ampang 50100 Kuala Lumpur | BRANCHES AND DIVISIONS | : 20 branches |
| PRESIDENT | : Ahmad Ilyas Mohamed Idris | MEMBERSHIP | : 25,000 members |

BACKGROUND:

KIMMA was formed in 1976 by some former members of the MIC, who felt that the Indian Muslim interests were not looked after by the party. KIMMA's formation was approved by the Registrar of Societies (ROS) on October 4, 1977. It was de-registered by the ROS on November 21, 1978, for among other things, having too many internal squabbles and committees, each claiming to be the legitimate one. The party was re-registered in May 1979.

Since its inception, it has sought to join the BN but has been rejected several times because of objections from the MIC. An application to join the UMNO as an affiliate member was also turned down in March, 1986. KIMMA has not contested in any election. It is part of the Gagasen Rakyat coalition.

LDP

| | | | |
|-------------------|---------------------------------------------------------------------------------------------------|------------------------|------------------------|
| FULL NAME | : Parti Liberal Demokratik | PRESIDENT | : Chong Kah Kiat |
| ESTABLISHED ON/AT | : 2 - 8 - 89 Kota Kinabalu, Sabah | DEPUTY-PRESIDENT | : David Ngui Tet Shung |
| HEADQUARTERS | : 33 First Floor, Karamunsing Warehouse, Jln. Karamunsing, 88000 Kota Kinabalu, Sabah | SECRETARY-GENERAL | : Lau Ngan Siew |
| | | BRANCHES AND DIVISIONS | : 147 branches |
| | | MEMBERSHIP | : over 40,000 |

BACKGROUND:

LDP is a Sabah Chinese-based party formed in 1989 by Hiew Ming Kong, Chong Kah Kiat and a group of Chinese from various political and non-political backgrounds, mostly professionals. LDP was accepted into Sabah BN in July 1991, making it one of the four BN members in Sabah then. LDP first contested under the BN banner in the 1994 state election.

MCA

| | | | |
|-------------------|------------------------------------------------------------------------------------------|---------------------------|-------------------------------------------------------------------------------|
| FULL NAME | : Malaysian Chinese Association | VICE-PRESIDENTS | : Dato' Lim Ah Lek Chua Jui Meng Dato Yap Pian Hon Dato Wong See Wah |
| ESTABLISHED ON/AT | : 27 - 2 - 49, Kuala Lumpur | SECRETARY-GENERAL | : Dato' Dr. Ting Chew Peh |
| HEADQUARTERS | : MCA Headquarters, 8th Floor, Wisma MCA, 163, Jalan Ampang, 50450 Kuala Lumpur | BRANCHES AND DIVISIONS | : 152 divisions and 2374 branches |
| PRESIDENT | : Dato' Seri Dr. Ling Liong Sik | MEMBERSHIP | : 600,609 members (as of May 1994) |
| DEPUTY-PRESIDENT | : Dato' Lee Kim Sai | | |

BACKGROUND:

MCA was formed in 1949 by Tun Tan Cheng Lock. Its initial role was to look after the welfare of the Chinese. In 1951, MCA was transformed into a political organisation. MCA first contested with UMNO as partners in the KL municipal election held on February 26, 1952. This led to the formation of the MCA-UMNO Alliance later that year. MCA is still a partner of the Alliance, now known as the BN. MCA, the second largest political party in Malaysia, has spread its wing to Sabah in November 1990. MCA, however, did not contest in the 1994 state election in order to make way for other BN component parties i.e. Liberal Democratic Party (LDP) and Sabah Progressive Party (SAPP).

MIC

| | | | |
|-------------------|-----------------------------------------------------------------------------------|---------------------------|---------------------------------------------------------------------|
| FULL NAME | : Malaysian Indian Congress | DEPUTY-PRESIDENT | : Dato' S. Subramaniam |
| ESTABLISHED ON/AT | : 3 - 8 - 46, Kuala Lumpur | VICE-PRESIDENTS | : Dato' M. Mahalingam Datuk S.S. Subramaniam Datuk K. Kumaran |
| HEADQUARTERS | : Bangunan MIC 1, Jalan Rahmat, Off Jalan Tun Ismail, 50350 Kuala Lumpur | SECRETARY-GENERAL | : Senator Dato' G. Vadiveloo |
| PRESIDENT | : Datuk Seri S. Samy Vellu | BRANCHES AND DIVISIONS | : 120 divisions and 2,400 branches |
| | | MEMBERSHIP | : 350,000 members |

BACKGROUND:

MIC was founded by John Thivy in 1946. It was the second party after MCA to form the Government Alliance Party and the only Indian-based party in the BN.

NEGARA

(Registrar of Societies file)

| | | | |
|-------------------|--------------------------------------------------------------------|---------------------------|-----------------------|
| FULL NAME | : Parti Negara Rakyat Sarawak | DEPUTY-PRESIDENT | : Anthony Nait Mani |
| ESTABLISHED ON/AT | : 30 - 7 - 1974, Sarawak | SECRETARY-GENERAL | : Hj. Senawi Sulaiman |
| HEADQUARTERS | : Lot 286, 3rd Floor Jalan Ban Hock 93100 Kuching Sarawak | TREASURER | : Lawrence Pohan |
| PRESIDENT | : Nelson Kundai Ngareng | BRANCHES AND DIVISIONS | : N.a. |
| | | MEMBERSHIP | : 20,000 (As of 1992) |

BACKGROUND:

NEGARA is an opposition party, formed by former members of the now defunct Parti Negara Sarawak (PANAS) in 1974. NEGARA was first known as PEACE but changed its name in 1979. NEGARA has applied for membership to the BN several times but failed in all its bids. In the 1991 Sarawak election, NEGARA contested in 28 constituencies but did not manage to win any seat.

PAS

FULL NAME : Parti Islam SeMalaysia
 ESTABLISHED ON/AT : 24 - 11 - 51, Seberang
 Perai, Pulau Pinang
 HEADQUARTERS : Markaz Tarbiyyah
 Pas Pusat
 Lot 2549/3, Lorong Haji
 Hassan, Off Jalan Batu
 Geligi, Taman Melewar,
 68100 Batu Caves,
 Selangor Darul Ehsan

PRESIDENT : Ustaz Hj. Fadzil
 Mohd Noor
 DEPUTY-PRESIDENT : Ustaz Hj. Abdul
 Hadi Hj. Awang
 SECRETARY-GENERAL : Ustaz Hj. Abdul Halim
 Arshad
 BRANCHES AND
 DIVISIONS : 130 parliamentary
 sectors
 MEMBERSHIP : 350,000 - 400,000
 members

BACKGROUND:

PAS was previously known as the Pan-Malayan Islamic Party and claims to be the only Islamic party around. Their strong support comes from the east coast of the Peninsular where Malays are the overwhelming majority. In the 1990 general election, together with Semangat 46 and their coalition in APU, they won all seats in the State Assembly and hold 13 seats in the Parliament for the state of Kelantan thus taking back control of the state after 12 years under the rule of BN.

PBB

FULL NAME : Parti Pesaka Bumiputera
 Bersatu Sarawak
 ESTABLISHED ON/AT : 30 - 4 - 1973, Kuching,
 Sarawak
 HEADQUARTERS : Peti Surat 1053
 Jalan Satok/Kulas
 93400 Kuching, Sarawak
 PRESIDENT : Tan Sri Datuk
 Patinggi Hj. Abdul
 Taib Mahmud

DEPUTY-PRESIDENTS : Datuk Amar Alfred Jabu
 Dato' Abang Hj. Abu
 Bakar Mustapha
 SECRETARY-GENERAL : Datuk Amar
 Leonard Linggi Jugah
 TREASURER : Datuk Effendi Norwawi
 BRANCHES AND
 DIVISIONS : 56 divisions
 MEMBERSHIP : over 200,000

BACKGROUND:

PBB comprises of the Iban-based PESAKA and the Malay-based Bumiputera (which was itself merger of the Barisan Rakyat Jati Sarawak (BERJASA) and Parti Negara Sarawak (PANAS)). It was established in 1973. It is the largest component of the Barisan Nasional Tiga (BN3), followed by SUPP and SNAP. Its party president is Tan Sri Datuk Patinggi Hj. Abdul Taib Mahmud who took over the leadership in 1981.

PBDS

FULL NAME : Parti Bansa Dayak Sarawak
 ESTABLISHED ON/AT : 9-9-83, Kuching, Sarawak
 HEADQUARTERS : 622, Jalan. Kedandi Tabuan
 Jaya, 93350 Kuching,
 Sarawak
 PRESIDENT : Datuk Leo Moggie Ak Irok
 DEPUTY-PRESIDENT : Datuk Daniel
 Tajem Ak Miri

SECRETARY-GENERAL : Wilfred Gomez Ak
 Malong
 TREASURER : Joseph Salang
 BRANCHES AND
 DIVISIONS : 155 branches
 (As of January 1994)
 MEMBERSHIP : 45,000
 (As of January 1994)

BACKGROUND:

PBDS is a Dayak-based party, formed in 1983 by elected representatives who broke away from SNAP. It joined the BN in January 1984 and left the state Barisan coalition in March 1987 to team up with the opposition Maju group to challenge the coalition in a snap election called after their failure to topple Chief Minister Tan Sri Datuk Patinggi Hj. Abdul Taib Mahmud. PBDS however remained a member of the BN at national level. Immediately after the 1991 state elections, PBDS applied to re-join the state Barisan and its application was accepted in June, 1994.

PBDS amended its constitution in April 1993, to accept non-Dayaks into the party.

PBRS

| | | | |
|------------------|--------------------------------|------------------------|------------------------|
| FULL NAME | : Parti Bersatu Rakyat Sabah | SECRETARY-GENERAL | : James Andrew Vitalis |
| REGISTERED ON/AT | : 11 - 3 - 1994, Kota Kinabalu | TREASURER-GENERAL | : John Liew Chee Sing |
| PRESIDENT | : Datuk Joseph Kurup | BRANCHES AND DIVISIONS | : 35 divisions |
| DEPUTY-PRESIDENT | : John Khoo Cheo Ping | TOTAL MEMBERSHIP | : 30,000 |

BACKGROUND:

PBRS, a Kadazan-Dusun based party, was initiated by former PBS vice-president Datuk Clarence Bongkos who is its pro-tem chairman. The president of the party is Datuk Joseph Kurup, former PBS secretary-general. A PBS splinter party, PBRS has one Assemblyman in the party. PBRS registration was approved by the Registrar of Society on March 11, 1994 and was officially launched on March 15, 1994. This party aimed to have cordial working relationship with the federal government. PBRS was accepted into the BN coalition on June 11, 1994.

PBS

| | | | |
|-------------------|----------------------------------------------------------------------|------------------------|-----------------------------------------------------------------------------------------|
| FULL NAME | : Parti Bersatu Sabah | DEPUTY-PRESIDENTS | : Datuk Lau Pui Keong Datuk (Datu) Amir Kahar Tun Mustapha Dr. Maximus Ongkili |
| ESTABLISHED ON/AT | : 5 - 3 - 85, Penampang, Sabah | SECRETARY-GENERAL | : Radin Malleh |
| HEADQUARTERS | : Block M, Lot 4, 3rd Floor, Dongongan New Township Penampang, Sabah | TREASURER GENERAL | : Datuk Wong Peng Chong |
| PRESIDENT | : Datuk Seri Joseph Pairin Kitingan | BRANCHES AND DIVISIONS | : 2,609 branches (As of December 1993) |
| | | MEMBERSHIP | : 154,576 (As at December 1993) |

BACKGROUND:

PBS was founded on March 15, 1985 by Joseph Pairin Kitingan and other dissident BERJAYA members shortly before the state election of April 1985. In that election, PBS obtained the biggest victory against BERJAYA. Datuk Joseph Pairin Kitingan was eventually sworn in as Chief Minister of Sabah. It drew support from the mainly Kadazan Christians and Chinese communities of Sabah. Datuk Pairin called for a new election, in May 1986 and won 34 elective seats.

PBS joined the BN in June 1986. In the August 1986 general election, the PBS as part of the coalition with BN, won 10 of the 15 Sabah seats in the federal House of Representatives. By September 1987, its elective representation in the Sabah State Assembly increased to 36 seats.

PBS left the coalition shortly before the national election in October 1990 and allied with Semangat 46. On April 7, 1993 PBS forged a coalition government with 5 USNO Assemblymen, giving PBS-USNO a majority of 41 to UMNO's 7 in the 54-member Assembly.

On March 15, 1994 PBS lost its majority in the Sabah State Assembly when 5 more of its Assemblymen including Deputy Chief Minister Datuk Chan Ter On and secretary-general Datuk Joseph Kurup resigned. On March 17, 1994 Joseph Pairin Kitingan resigned as Chief Minister of Sabah.

PDS

| | | | |
|------------------|---------------------------------------------------------------------------------------------------|---------------------------|-----------------------------------|
| FULL NAME | : Parti Demokratik Sabah | PRESIDENT | : Datuk Bernard Giluk Dompok |
| REGISTERED ON/AT | : 21 - 3 - 1994, Kota Kinabalu | DEPUTY-PRESIDENT | : Datuk Wilfred Mojilip Bumburing |
| HEADQUARTERS | : Penampang Service Center KM 11, Jalan Tambunan, Peti Surat 420, 89507 Penampang, Sabah | SECRETARY-GENERAL | : Datuk Wences Angang |
| | | BRANCHES AND DIVISIONS | : N.a. |
| | | MEMBERSHIP | : N.a. |

BACKGROUND:

PDS is a Kadazan/Dusun-based party formed by the PBS dissidents after the collapse of PBS. It is headed by Datuk Bernard Giluk Dompok. PDS registration was approved by the Registrar of Societies on March 21, 1994. A PBS splinter party, PDS has 12 Assemblymen in the party. Among the objectives of PDS is to uphold, maintain and ensure the continued and proper process and practice of parliamentary democracy, national unity and national integration. PDS became a member of the BN on June 11, 1994.

PERMAS

(Registrar of Societies file, 1988)

| | | | |
|-------------------|----------------------------------------------------------------------------------------|---------------------------|-------------------------------------------------------------------------|
| FULL NAME | : Persatuan Rakyat Malaysia Sarawak | PRESIDENT | : Datuk Hj. Wan Yusuf Hj. Tun Datuk Patinggi Tuanku Hj. Bujang |
| ESTABLISHED ON/AT | : 19 - 3 - 1987 Kuching, Sarawak | DEPUTY-PRESIDENT | : Hj. Bujang Hj. Ulis |
| HEADQUARTERS | : 100, Jalan Jambatan Gantung, Off Jalan Rubber Barat, 93410 Kuching, Sarawak | SECRETARY-GENERAL | : Wan Madzhi Wan Mahdzan |
| | | TREASURER | : Hj. Abdul Aziz Hj. Kolek |
| | | BRANCHES AND DIVISIONS | : N.a. |
| | | MEMBERSHIP | : N.a. |

BACKGROUND:

PERMAS is an opposition party formed just before the state election in 1987 by the former Chief Minister Tun Abdul Rahman Yakub. In the 1991 state election, PERMAS contested 12 seats but won none. The party has applied to join the BN at the federal level but its application was rejected.

PPM

| | | | |
|-------------------|---------------------------------------------------------------------------------------------------------------|---------------------------|-----------------------------------|
| FULL NAME | : Parti Perpaduan Masyarakat | PRESIDENT | : Ismail Mohamed |
| ESTABLISHED ON/AT | : 14 - 6 - 91, Kuantan, Pahang | DEPUTY-PRESIDENTS | : Salleh Ayub Saderi Murugayah |
| HEADQUARTERS | : Lot 86, Tingkat 1, Lorong Rusa 3, Jalan Haji Abdul Rahman, 25200 Kuantan, Pahang Darulmakmur | VICE-PRESIDENT | : Ibrahim Abdullah |
| | | SECRETARY-GENERAL | : Ramasundram Chinnasamy |
| | | BRANCHES AND DIVISIONS | : 6 branches |
| | | MEMBERSHIP | : 900 members |

BACKGROUND:

PPM is an opposition party founded by Ismail Mohamed, former DAP (Pahang) Deputy Chairman. PPM is currently based at Kuantan, Pahang and has 6 branches with 900 members.

PPP

FULL NAME : Parti Kemajuan
Rakyat Malaysia

ESTABLISHED ON/AT : 10 - 4 - 53, Ipoh, Perak

HEADQUARTERS : 29A Jalan Maharajalela
50510 Kuala Lumpur

PRESIDENT : M. KAYVEAS

VICE-PRESIDENTS : Blanche O'leary
Lim Chong Hing
John Y.H. Yee

SECRETARY-GENERAL : P. V. DASS

BRANCHES AND
DIVISIONS : 180 branches

MEMBERSHIP : 25,000 paid members
250,000 pro-tem members

BACKGROUND:

PPP was founded in 1955 by the Seenivasagam brothers and rallied lower-class non-Malay voters. It was once a strong opposition party but lost its steam when it failed to secure any seat in the Dewan Rakyat in the 1974 general election. Now as a component of the BN, the party which has an estimated 180 active branches, is involved with a messy court battle over the party leadership.

PRM

FULL NAME : Parti Rakyat Malaysia

ESTABLISHED ON/AT : 11 - 11 - 55, Johor

HEADQUARTERS : 12, Jalan Gombak,
Setapak,
53000 Kuala Lumpur

PRESIDENT : Dr. Syed Husin Ali

DEPUTY-PRESIDENT : A. Razak Ahmad

SECRETARY-GENERAL : Dr. Sanusi Osman

TREASURER : Lee Sang

BRANCHES AND
DIVISIONS : 11 divisions
and 300 branches

MEMBERSHIP : 35,000

BACKGROUND:

PRM was founded in 1955. It is essentially a Malay-based socialist party. The name was changed to Party Socialist Rakyat Malaysia in 1969. It won 3 state seats in the election held that year but since then PSRM has not been able to win any single seat either at state or federal level. The party, under the leadership of Dr. Syed Husin Ali dropped its socialist tag in March 1990 and aligned itself with Gagasan Rakyat.

(Registrar of Societies file, 1988)

PRS

FULL NAME : Parti Rakyat Sabah

ESTABLISHED ON/AT : 20 - 1 - 1989,
Kota Kinabalu

HEADQUARTERS : TC, 3, Block 3, Wisma KK,
88000 Kota Kinabalu,
Sabah

POSTAL ADDRESS : PS, 13337, Pejabat Pos Besar
Kota Kinabalu, Sabah

PRESIDENT : Datuk Ongkili James
Peter

DEPUTY PRESIDENT : Tan Sri Datuk Hj.
Mohd. Sunoh Marso

SECRETARY-GENERAL : Datuk Ayub Aman

TREASURER : Stephen Wong Soon Yu

BRANCHES AND
DIVISIONS : N.a.

MEMBERSHIP : N.a.

BACKGROUND:

PRS is a multi-racial party whose leadership is drawn from former BERJAYA members. The party was founded by Datuk Dr. James Ongkili who was party leader until he announced his retirement from active politics following PRS's crushing defeat in the 1990 Sabah state election, where the PRS failed to win any of the 42 seats contested. It did not contest in the 1994 state election.

SAPP

| | | | |
|-------------------|-----------------------------------------------------------------------------------|---------------------------|--------------------------|
| FULL NAME | : Sabah Progressive Party | DEPUTY-PRESIDENT | : Chia Swee Chung |
| ESTABLISHED ON/AT | : 21 - 1 -94, Kota Kinabalu | SECRETARY-GENERAL | : Geoffrey Yee Lung Fook |
| HEADQUARTERS | : 2nd Floor , Lot 23, Bornion Centre, Luyang, 88300 Kota Kinabalu, Sabah | TREASURER | : Tham Nyip Shen |
| PRESIDENT | : Datuk Yong Teck Lee | BRANCHES AND DIVISIONS | : 262 branches |
| | | MEMBERSHIP | : 22,722 |

BACKGROUND:

SAPP was founded on Jan 20, 1994 by a splinter group in PBS. In the 1994 Sabah state election 1994, SAPP as a BN component, won 3 seats out of 7 contested but now holds 6 seats in the State Assembly due to defection from PBS.

Semangat 46

| | | | |
|-------------------|------------------------------------------------------------|---------------------------|------------------------------------------|
| FULL NAME: | : Parti Melayu Semangat 46 | SECRETARY-GENERAL | : Dato' Abdul Manan Orhman |
| ESTABLISHED ON/AT | : 5 - 5 - 89, Kuala Lumpur | TREASURER | : Abdul Aziz Abdullah |
| HEADQUARTERS | : 33-1, Jalan 5/76B, Desa Pandan, 55100 Kuala Lumpur | BRANCHES AND DIVISIONS | : 100 divisions and 1,500 branches |
| PRESIDENT | : Tengku Razaleigh Hamzah | MEMBERSHIP | : 365,000 paid members out of 400,000 |
| DEPUTY-PRESIDENT | : Dato' Rais Yatim | | |

BACKGROUND:

Semangat 46, a splinter party from the mainstream new UMNO, was named after the year the original UMNO was formed. Led by former Finance Minister Tengku Razaleigh Hamzah, this opposition party was registered in mid 1989 as a result of a leadership struggle in UMNO following its party election in 1987. Semangat 46 is a member of two coalitions, Gagasan Rakyat and Angkatan Perpaduan Ummah. It changed its name from Semangat 46 to "Parti Melayu (Semangat 46)", and approval was granted in August 1994.

Parti SETIA

| | | | |
|-------------------|-----------------------------------------------------------------|---------------------------|------------------------|
| FULL NAME | : Parti Demokratik Setiasehati Kuasa Rakyat Bersatu Sabah | PRESIDENT | : Shuhaidin Langkap |
| ESTABLISHED ON/AT | : 13 - 10 - 1993, Bingkor, Keningau | DEPUTY-PRESIDENT | : Jaurin Bandang |
| HEADQUARTERS | : Lot 3, Blok D, SEDCO Complex Keningau, Sabah | VICE-PRESIDENT | : Hj. Mohd Yusof Yahya |
| | | SECRETARY-GENERAL | : Juspah Ampur |
| | | BRANCHES AND DIVISIONS | : Nil |
| | | MEMBERSHIP | : 9,198 |

BACKGROUND:

PARTI SETIA was formed as a multi-racial party in Sabah in October 1993, and headed by a businessman, Suhaidin Langkap. PARTI SETIA contested 14 seats in the Sabah state election in February, 1994 but fared miserably with nearly all the candidates losing their deposits. Its application to join the BN was rejected recently.

SNAP

| | | | |
|-------------------|-----------------------------------------------------------------------|---------------------------|------------------------------------|
| FULL NAME | : Sarawak National Party | DEPUTY-PRESIDENT | : Datuk Peter Tinggom Kamarau |
| ESTABLISHED ON/AT | : 10 - 4 - 61, Betong, Sarawak | SECRETARY-GENERAL | : Peter Gani Kiai |
| HEADQUARTERS | : Lot 304-305, Bangunan Mei Jun, Jalan Rubber, 93400 Kuching | TREASURER | : Hii Eii Sing |
| PRESIDENT | : Datuk Amar James Wong Kim Min | BRANCHES AND DIVISIONS | : 58 divisions (As of May 1994) |
| | | MEMBERSHIP | : 100,000 (1994) |

BACKGROUND:

SNAP is an Iban-based party with some Chinese support. Formed in 1961 by Datuk Stephen Kalong Ningkan. SNAP applied and was accepted into the BN in 1976. In the 1991 state election, SNAP won 6 out of 8 seats allocated to the party.

SUPP

| | | | |
|-------------------|--------------------------------------------|---------------------------|------------------------------------|
| FULL NAME | : Parti Rakyat Bersatu Sarawak | VICE-CHAIRMAN | : Datuk Law Hieng Ding |
| ESTABLISHED ON/AT | : 4 - 6 - 59, Kuching, Sarawak | SECRETARY-GENERAL | : Datuk Dr George Chan Hong Nam |
| HEADQUARTERS | : 7, Jalan Central Barat, 93300 Kuching | BRANCHES AND DIVISIONS | : 30 branches (57 sub-branches) |
| CHAIRMAN | : Tan Sri Datuk Amar Dr. Wong Soon Kai | MEMBERSHIP | : 77,068 |

BACKGROUND:

SUPP was founded in 1959 by Tan Sri Ong Kee Hui and Datuk Amar Stephen Yong. Datuk Amar Stephen Yong replaced Tan Sri Ong Kee Hui as party chairman in 1982. The SUPP joined the ruling coalition in Sarawak after the 1970 state election and has continued through ever since, consistently winning about a quarter of the State Assembly seats. SUPP joined the BN in 1976. In April 1987 state election, it was the only National Front coalition party to retain its pre-election representation (11 seats), whereas both the dominant United Traditional Bumiputera Party and the Sarawak National Party lost ground. As part of the National Front, the SUPP won 6 seats in the federal House of Representatives in 1978, 5 in 1982, 4 in 1986 and 16 in 1991.

UMNO

| | | | |
|-------------------|------------------------------------------------------|---------------------------|------------------------------------------|
| FULL NAME | : Parti Kebangsaan Melayu Bersatu | DEPUTY-PRESIDENT | : Dato' Seri Anwar Ibrahim |
| ESTABLISHED ON/AT | : 11 - 5 - 46, Johor Bahru | SECRETARY-GENERAL | : Dato' Mohamed Rahmat |
| HEADQUARTERS | : Tingkat 8, Menara Dato' Onn, 50480 Kuala Lumpur | TREASURER | : Tun Daim Hj. Zainuddin |
| PRESIDENT | : Dato' Seri Dr. Mahathir Mohamad | BRANCHES AND DIVISIONS | : 1,665 divisions and 15,000 branches |
| | | MEMBERSHIP | : 2,041,310 |

BACKGROUND:

UMNO was the most dominant Malay force after World War II and was the first political party to be set up in the country when it was founded in 1946. The party has strong support among rural Malays and has, of late, attracted professionals of varied calibre. Following dissatisfactions with the outcome of party election on April 24, 1987, a group of dissidents went to court to declare the election illegal. The court subsequently found UMNO unlawful in January 1988. The new UMNO was registered on February 13, 1988.

UMNO established its wing in Sabah on February 21, 1991 after PBS (the previous ruling party) pulled out of the BN in October 1990. UMNO now has the strength of about 2.1 million members, making it the largest political party in Malaysia.

CHAPTER 4

COALITION PARTIES

COALITION PARTIES

INTRODUCTION

A coalition is essentially a collaboration of different political parties to achieve a common goal. The parties concerned form an electoral pact whereby they agree not to contest as rival candidates in a particular constituency. Instead, constituencies are contested with the aim of maximizing the vote against their common opponent.

Coalitions are not rare in the Malaysian political scene. The federal government has been formed by a ruling coalition since independence in 1957. Opposition parties have also been known to form coalitions in opposition to the ruling coalition.

Currently in existence are the Barisan Nasional (ruling coalition), the Angkatan Perpaduan Ummah and the Gagasan Rakyat (opposition coalitions). In the past, there have been electoral pacts between the DAP and PPP in March 1968 for the 1969 general election, and the DAP and PRM in 1982. Also in existence were the Sabah Alliance, between 1967 and 1976 (previously the ruling coalition in Sabah) and the Barisan Rakyat (an opposition coalition formed following the 1978 general election).

BARISAN NASIONAL (RULING COALITION)

Barisan Nasional (BN) had its beginnings in the formation of an electoral pact between UMNO and MCA during the Kuala Lumpur municipal election in 1952. In 1955, a coalition known as the Alliance emerged with the incorporation of MIC into the pact. On June 1, 1974, BN which took the place of the Alliance was officially registered as a political party.

Essentially a conservative alliance of parties, BN represents the main ethnic and regional communities of Malaysia, and seeks to build national unity from such diverse races on the basis of the official Rukunegara.

OBJECTIVES

- (a) To foster and maintain a united and harmonious Malaysian nation.
- (b) To strive for material and spiritual development, and to maintain Islam as the religion of the Federation while allowing for other religions to be practised in peace and harmony; and to uphold the principles of the Rukunegara.
- (c) To strive for a fair and just society.
- (d) To promote closer relationship between the member parties.

STRUCTURE

Directed by a supreme council of representatives of constituent parties, the Barisan Nasional serves principally as a framework enabling its members (which retained their separate party identities in other respects) to contest elections jointly with a single candidate in each constituency.

The committee for Barisan Nasional comprises:

| | |
|-------------------|-----------------------------------------------------------|
| Chairman | : Dato' Seri Dr. Mahathir Mohamad |
| Secretary-General | : Dato' Mohamed Rahmat |
| Treasurer-General | : Tun Daim Zainuddin |
| Vice-Presidents | : Presidents of all other component parties besides UMNO. |

MEMBERSHIP

Currently comprises:

| | Member since: |
|---------------------------------------------------|---------------|
| i. United Malay National Organisation (UMNO) | 1953 |
| ii. Malaysian Chinese Association (MCA) | 1953 |
| iii. Malaysian Indian Congress (MIC) | 1955 |
| iv. Parti Pesaka Bumiputera Bersatu Sarawak (PBB) | 1973 |

| | | |
|-------|--------------------------------------|-------------|
| v. | Sarawak United People's Party (SUPP) | 1976 |
| vi. | Gerakan Rakyat Malaysia (Gerakan) | 1972 |
| vii. | People's Progressive Party (PPP) | 1973 |
| viii. | Sarawak National Party (SNAP) | 1976 |
| ix. | Parti Bansa Dayak Sarawak (PBDs) | 1984 |
| x. | Angkatan Keadilan Rakyat (AKAR) | 1991 |
| xi. | Sabah Liberal Democratic Party (LDP) | 1991 |
| xii. | Parti Maju Sabah (SAPP) | 1994 (Feb.) |
| xiii. | Parti Bersatu Rakyat Sabah (PBRS) | 1994 (June) |
| xiv. | Parti Demokratik Sabah (PDS) | 1994 (June) |

The Barisan Nasional component parties in Sarawak are referred to as the BN3. BN3 comprises PBB, SNAP and SUPP.

Previous Members of Barisan Nasional.

1. **Parti Islam Se Malaysia (PAS)**
In 1974 when BN was formed, PAS was one of the co-founders. PAS was a component of the ruling coalition from January 1973 until December 1977, when it left BN. Reasons for leaving included increasing radicalization which brought it into conflict with UMNO and disputes over the right of the party (PAS) to nominate the Menteri Besar of Kelantan.
2. **United Sabah National organisation (USNO)**
USNO entered the Barisan Nasional at the federal level, together with Berjaya in 1976 (However, it remained as an opposition party to BERJAYA at state level). USNO was expelled from the Barisan Nasional in April 1984 but was re-admitted in July 1986. In May 1993, USNO was again expelled from BN, and in August of the same year USNO was de-registered as a political party.
3. **Barisan Jamaah Islamiah Se Malaysia (BERJASA)**
BERJASA initially cooperated with UMNO against PAS in the 1978 state election. Following the election, a state-level coalition was formed between BERJASA and BN. In 1977, BERJASA formally joined BN and was allocated one seat in the federal Cabinet. In July 1989, BERJASA withdrew from BN to join forces with PAS and Semangat 46 in a new coalition, Angkatan Perpaduan Ummah (APU).
4. **Bersatu Rakyat Jelata Sabah (BERJAYA)**
BERJAYA defeated USNO in the 1976 state election and was later accepted into the Barisan Nasional with USNO. In the 1985 state election, BERJAYA lost to PBS and suffered electoral reverses in 1986. It is therefore no longer a significant political force in Sabah.
5. **Hizbul Muslimin**
Hizbul Muslimin was a part of the Barisan Nasional in the 1986 election. In August 1989, it withdrew from BN to join a new coalition, Angkatan Perpaduan Ummah, which already has the support of PAS, Berjasa, and Semangat 46.
6. **Parti Bersatu Sabah (PBS)**
PBS entered the Barisan Nasional for a brief period during the 1990 general election. It however pulled out of the coalition just days before the election.

ANGKATAN PERPADUAN UMMAH (OPPOSITION COALITION)

Angkatan Perpaduan Ummah (APU) started off as an understanding between Parti Melayu Semangat 46, PAS, HAMIM, and BERJASA. It was formed in a joint attempt with Gagasan Rakyat to unseat Barisan Nasional during the 1990 general election. Initiated by Parti Melayu Semangat 46, APU was officially registered on June 5, 1990. APU was to be a Muslim-based party, concentrating on the states in the east coast of Peninsula Malaysia.

OBJECTIVES

- (a) To uphold Islam as a way of life, while protecting the rights of other religious practices.
- (b) To bring about a united, strong and progressive society.

- (c) To work towards a just society.
- (d) To ensure democratic parliamentary practices and to maintain the rule of constitutional monarchy.
- (e) To safeguard the sovereignty of the Rulers, sanctity of the Laws and Judicial freedom.
- (f) In principle, to uphold all that is good and to prevent all that is corrupt.

STRUCTURE

Basically that of a coalition framework where component parties retain their individual identities but contest jointly with a single candidate in each constituency.

The APU committee for 1990/1993 comprises (as registered with the Registrar of Societies September 25, 1993.)

| | | |
|-------------------------|---|-------------------------|
| President | : | Hj. Bajuri Bernawi |
| Vice-President | : | Ahmad Tabarani Harun |
| Secretary-General | : | Abu Bakar Saat |
| Treasury-General | : | A. Kadir Johan |
| Other Committee Members | : | Mohd. Abdul Razak Yacub |
| | | Amran Noor |
| | | Rodziah Mohd. Noor |

MEMBERSHIP

Currently comprises:

- i. Parti Islam Se Malaysia (PAS).
- ii. Parti Melayu Semangat 46.
- iii. Parti Hisbul Muslimin Malaysia (Hamim)
- iv. Barisan Jamaah Islamiah Se Malaysia (Berjasa)

GAGASAN RAKYAT (OPPOSITION COALITION)

Gagasan Rakyat was Parti Melayu Semangat 46's second opposition front after the party failed to form a pact with the DAP and PAS. It was an electoral pact formed in an attempt to unseat the Barisan Nasional in the 1990 general election. Launched 11 days before the 1990 election on October 11, 1990, the coalition was to concentrate on the west coast of Peninsular Malaysia.

Initially Gagasan Rakyat comprised of Parti Melayu Semangat 46, DAP, Parti Rakyat Malaysia (PRM), All Malaysia Indian Progressive Party (IPF) and the Malaysian Solidarity Party (MSP). Gagasan Rakyat was officially registered on April 28, 1992, upon which two other political parties, HAMIM and Parti Kongres Indian Muslim Malaysia (KIMMA) agreed to enter into the coalition.

OBJECTIVES

- (a) To uphold the noble principles of the Federal Constitution, democracy in Parliament, constitutionality and sovereignty of the King;
- (b) to maintain Bahasa Malaysia as the national and official language while protecting other ethnic languages;
- (c) to uphold Islam as the official religion while maintaining freedom for other religions to be practiced;
- (d) to foster and maintain noble laws and basic human rights.
- (e) To foster and maintain democracy.
- (f) To foster and maintain justice and a free judicial system.
- (g) To foster and maintain fair and just rights in social-economic matters, as well as, to discourage cruelty, deviation, bribery and corruption.
- (h) To establish national and racial unity.

STRUCTURE

Operates fundamentally as a coalition where component parties maintain their separate identities but

contest jointly through a single candidate.

The committee for Gagasan Rakyat comprises (as registered with the Registrar of Societies in 1993/1994):

| | |
|-------------------|---------------------------|
| Chairman | : Tengku Razaleigh Hamzah |
| Secretary-General | : Dato' Zainal Abidin Zin |
| Treasurer-General | : Patto Perumal |
| Vice-President | : Dato' Rais Yatim |
| | Dr. Chen Man Hin |
| | Dr. Sanusi Osman |
| | Dato' Sudin bin Wahab |
| | M.G. Pandithan |
| | Ahmad Ilyas Mohd Idris |

MEMBERSHIP

Currently comprises:

- i. Democratic Action Party (DAP)
- ii. Parti Melayu Semangat 46
- iii. Indian Progressive Front (IPF)
- iv. Parti Rakyat Malaysia (PRM)
- v. Parti Hisbul Muslimin Malaysia (Hamim)
- vi. Kongres Indian Muslim Malaysia (Kimma)
- vii. Berjasa
- viii. Parti Bersatu Sabah (PBS)

CHRONOLOGICAL HISTORY OF BARISAN NASIONAL

| YEAR | EVENTS |
|------|-----------------------------------------------------------------------------------------------------------------------------------------------------------------------------------------------------------------------------------------------------------------------------------------------------------------------|
| 1952 | A pact was formed between UMNO and MCA during the Kuala Lumpur municipal election. |
| 1955 | UMNO, MCA and MIC form a coalition, the Alliance party. The first election contested as Alliance was the Federal Legislative Council of 1955, where the Alliance won 50 out of the 51 seats. |
| 1958 | The Alliance Party was formally registered. |
| 1969 | During the 1969 general election, MCA temporarily withdrew from the Alliance. This resulted in electoral reverses for the Alliance and led to its collapse. |
| 1970 | The coalition was reconstituted after a period of emergency rule by the late Prime Minister, Tun Abdul Razak. He initiated the entry of SUPP, Gerakan, PPP and PAS into the Alliance. Such a move was an attempt to expand the Alliance to increase the non-Malay support base and to accommodate opposition parties. |
| 1974 | Barisan Nasional as it is known today, is a broader based successor to the Alliance. It officially registered as a political party on June 1, 1974. |
| 1974 | In August, BN won its first victory in the general election with more than two-thirds majority in Parliament. |
| 1978 | In the general election, BN was victorious in retaining its two-third majority in Parliament. |
| 1981 | Dr. Mahathir became the chairman of BN following the resignation of Hussein Onn. |
| 1982 | Anwar Ibrahim, an outspoken critic of the government and president of Angkatan Belia Islam Malaysia, joined UMNO to be fielded as one of BN's star candidate in the next general election. |
| 1988 | In February, the new UMNO was accepted as a member of BN after the old UMNO was de-registered following the High Court decision on February 4 declaring it an unlawful society. |
| 1990 | BN was returned to another term as the Government with two-thirds majority in Parliament. However, it had to concede Kelantan to the combined opposition forces in Angkatan Perpaduan Ummah (APU). |

CHRONOLOGICAL HISTORY OF OTHER COALITIONS

| YEAR | EVENTS |
|------|----------------------------------------------------------------------------------------------------------------------------------------------------------------------------------------------------------------------------------------------------------------------------------------------------------------------------------------------------------------------------------------------------------------------------------------------------------------------------------------------------------------------------------------------------------------------|
| 1967 | The Sabah Alliance comprised of USNO and Sabah Chinese Association. It was the ruling alliance in Sabah until 1976. |
| 1969 | Gerakan Rakyat Malaysia. DAP and PPP formed an electoral pact and increased the impact of opposition parties upon the Alliance at the 1978 general election. |
| 1978 | The Barisan Rakyat was formed as an opposition coalition following the 1978 general election. It comprised of Kesatuan Insaf Tanah Air (KITA), SDP, The Workers' Party and Pekemas. None of these parties were represented in any legislature. A provisional constitution was formulated in 1979 but came to nothing after the disintegration of Pekemas in 1981. |
| 1982 | The Parti Sosialis Rakyat Malaysia allied with the DAP in the states of Penang, Johor and Pahang. However PSRM failed to win seats in those areas. |
| 1989 | PAS and Semangat 46 had agreed to form a pact known as the Angkatan Perpaduan Ummah (APU). Later, two minor Malay parties Hamim and Berjasa were included. Negotiations also included the DAP. However differences in ideology between PAS and DAP caused DAP to withdraw from APU. In June 1989, APU contested in its first by-election in Teluk Pasu, Trengganu. The PAS candidate, Harun Taib won with a majority of 3,671 votes over Abdul Rahman Muhamad of BN. |
| 1990 | For the first time since Independence, Semangat 46 provided the impetus and base for an alternative multi-ethnic party coalition to the governing UMNO-led Barisan Nasional. The combined forces of the APU coalition wrested all state and parliamentary seats in Kelantan from BN. The other coalition, Gagasan Rakyat, which was launched 11 days before the general election to take care of the west coast, gained 4 additional state seats in Penang through DAP. However, aside from Kelantan, the two coalitions failed to make an impact nationwide. |

CHAPTER 5

**1959 - 1990 STATE ELECTION
RESULTS**

1995 - 1990 STATE ELECTION RESULTS

PERLIS

| | |
|--------------------------|---------|
| Area (sq km) | 795 |
| Population * | 184,070 |
| % of Malaysia Population | 1.05 |
| Urban | 48,948 |
| Rural | 135,122 |
| Male | 91,528 |
| Female | 92,542 |

| | |
|----------------------------------|--------|
| Registered voters ** | 97,978 |
| Number of constituencies - State | 14 |
| - Parliamentary | 2 |

Source:

* 1991 census

** Election Commission - 1993 electoral rolls

| ELECTION YEAR | ELECTORATE | VOTER TURNOUT # | % | PARTY | NO. OF SEATS WON | % SHARE OF VOTES |
|---------------|------------|-----------------|-------|-----------------|------------------|------------------|
| 1959 | 38,355 | 31,231 | 81.40 | ALLIANCE | 12 | 63.80 |
| | | | | PAS | - | 31.70 |
| | | | | INDEPENDENT | - | 3.20 |
| | | | | SOCIALIST FRONT | - | 1.30 |
| 1964 | 46,491 | 38,014 | 81.80 | ALLIANCE | 11 | 60.90 |
| | | | | PAS | 1 | 37.10 |
| | | | | SOCIALIST FRONT | - | 1.50 |
| | | | | INDEPENDENT | - | 0.50 |
| 1969 | 56,060 | 44,997 | 80.30 | ALLIANCE | 11 | 53.50 |
| | | | | PAS | 1 | 43.80 |
| | | | | PARTY RAKYAT | - | 2.60 |
| 1974 | 52,830 | 40,992 | 77.60 | BN | 12 | 66.10 |
| | | | | INDEPENDENT | - | 17.10 |
| | | | | PSRM | - | 16.80 |
| 1978 | 59,477 | 46,105 | 77.50 | BN | 14 | 57.80 |
| | | | | PAS | - | 29.20 |
| | | | | INDEPENDENT | - | 13.00 |
| 1982 | 72,520 | 55,555 | 76.61 | BN | 11 | 62.30 |
| | | | | PAS | 1 | 35.01 |
| | | | | DAP | - | 1.43 |
| | | | | INDEPENDENT | - | 1.26 |
| 1986 | 85,394 | 63,010 | 73.79 | BN | 14 | 65.16 |
| | | | | PAS | - | 33.33 |
| | | | | INDEPENDENT | - | 1.51 |
| 1990 | 99,097 | 76,376 | 77.07 | BN | 14 | 64.84 |
| | | | | PAS | - | 16.69 |
| | | | | SEMANGAT 46 | - | 15.81 |
| | | | | INDEPENDENT | - | 2.66 |

KEDAH

| | |
|--------------------------|-----------|
| Area (sq km) | 9,426 |
| Population * | 1,304,800 |
| % of Malaysia Population | 7.43 |
| Urban | 424,653 |
| Rural | 880,147 |
| Male | 641,452 |
| Female | 663,348 |

Registered voters ** 675,790

| | |
|----------------------------------|----|
| Number of constituencies - State | 28 |
| - Parliamentary | 14 |

Source:

* 1991 census

** Election Commission - 1993 electoral rolls

| ELECTION YEAR | ELECTORATE | VOTER TURNOUT # % | PARTY | NO. OF SEATS WON | % SHARE OF VOTES |
|---------------|------------|----------------------|-----------------|------------------|------------------|
| 1959 | 268,025 | 202,825 75.70 | ALLIANCE | 24 | 71.10 |
| | | | PAS | - | 23.60 |
| | | | SOCIALIST FRONT | - | 3.10 |
| | | | PARTY NEGARA | - | 1.90 |
| | | | INDEPENDENT | - | 0.30 |
| 1964 | 336,858 | 258,096 76.60 | ALLIANCE | 24 | 67.60 |
| | | | PAS | - | 25.10 |
| | | | SOCIALIST FRONT | - | 5.00 |
| | | | UDP | - | 1.70 |
| | | | INDEPENDENT | - | 0.60 |
| 1969 | 388,167 | 292,864 75.40 | ALLIANCE | 14 | 53.10 |
| | | | PAS | 8 | 41.30 |
| | | | GRM | 2 | 5.60 |
| 1974 | 286,091 | 201,075 70.30 | BN | 24 | 72.40 |
| | | | INDEPENDENT | 1 | 16.40 |
| | | | DAP | 1 | 4.00 |
| | | | PSRM | - | 6.60 |
| | | | KITA | - | 0.60 |
| 1978 | 443,656 | 342,785 77.30 | BN | 20 | 55.00 |
| | | | PAS | 7 | 39.50 |
| | | | INDEPENDENT | - | 3.40 |
| | | | DAP | - | 1.71 |
| | | | KITA | - | 0.20 |
| | | | PSRM | - | 0.10 |
| 1982 | 541,924 | 416,517 76.86 | BN | 24 | 62.29 |
| | | | PAS | 2 | 33.22 |
| | | | DAP | - | 4.24 |
| | | | INDEPENDENT | - | 0.25 |
| 1986 | 598,594 | 437,033 73.01 | BN | 25 | 60.63 |
| | | | PAS | 3 | 35.32 |
| | | | DAP | - | 4.02 |
| | | | SDP | - | 0.03 |
| 1990 | 657,322 | 496,664 75.56 | BN | 26 | 61.39 |
| | | | PAS | 1 | 24.09 |
| | | | DAP | 1 | 3.26 |
| | | | SEMANGAT 46 | - | 10.09 |
| | | | INDEPENDENT | - | 1.17 |

KELANTAN

| | |
|--------------------------|-----------|
| Area (sq km) | 14,953 |
| Population * | 1,181,680 |
| % of Malaysia Population | 6.73 |
| Urban | 394,970 |
| Rural | 786,710 |
| Male | 580,985 |
| Female | 600,695 |

Registered voters ** 564,041

| | |
|----------------------------------|----|
| Number of constituencies - State | 39 |
| - Parliamentary | 13 |

Source:

* 1991 census

** Election Commission - 1993 electoral rolls

| ELECTION YEAR | ELECTORATE | VOTER TURNOUT # | % | PARTY | NO. OF SEATS WON | % SHARE OF VOTES |
|---------------|------------|--------------------|-------|-----------------|------------------|------------------|
| 1959 | 240,552 | 183,612 | 76.30 | PAS | 28 | 63.80 |
| | | | | ALLIANCE | 2 | 26.90 |
| | | | | PARTY NEGARA | - | 5.20 |
| | | | | SOCIALIST FRONT | - | 2.30 |
| | | | | INDEPENDENT | - | 1.80 |
| 1964 | 271,731 | 217,729 | 80.10 | PAS | 21 | 57.00 |
| | | | | ALLIANCE | 9 | 43.00 |
| 1969 | 333,754 | 248,674 | 74.50 | PAS | 19 | 52.20 |
| | | | | ALLIANCE | 11 | 47.50 |
| | | | | INDEPENDENT | - | 0.30 |
| 1974 | 304,313 | 223,541 | 73.50 | BN | 36 | 73.90 |
| | | | | INDEPENDENT | - | 23.50 |
| | | | | PSRM | - | 2.60 |
| 1978 | 321,669 | 241,445 | 75.06 | BN | 23 | 37.32 |
| | | | | BERJASA | 11 | 27.22 |
| | | | | PAS | 2 | 33.47 |
| | | | | INDEPENDENT | - | 1.98 |
| 1982 | 394,127 | 316,263 | 80.24 | BN | 26 | 51.06 |
| | | | | PAS | 10 | 46.64 |
| | | | | INDEPENDENT | - | 1.94 |
| | | | | DAP | - | 0.36 |
| 1986 | 469,828 | 354,681 | 75.49 | BN | 29 | 53.44 |
| | | | | PAS | 10 | 46.02 |
| | | | | DAP | - | 0.53 |
| 1990 | 536,020 | 422,088 | 78.74 | PAS | 24 | 42.09 |
| | | | | SEMANGAT 46 | 14 | 21.99 |
| | | | | BERJASA | 1 | 1.79 |
| | | | | BN | - | 32.94 |
| | | | | INDEPENDENT | - | 0.66 |
| | | | | DAP | - | 0.53 |

PENANG

| | |
|--------------------------|-----------|
| Area (sq km) | 1,031 |
| Population * | 1,065,075 |
| % of Malaysia Population | 6.06 |
| Urban | 798,528 |
| Rural | 266,547 |
| Male | 525,994 |
| Female | 539,081 |

| | |
|----------------------------------|---------|
| Registered voters ** | 563,039 |
| Number of constituencies - State | 33 |
| - Parliamentary | 11 |

Source:

* 1991 census

** Election Commission - 1993 electoral rolls

| ELECTION YEAR | ELECTORATE | VOTER TURNOUT # % | PARTY | NO. OF SEATS WON | % SHARE OF VOTES |
|---------------|------------|----------------------|-----------------|------------------|------------------|
| 1959 | 182,515 | 135,609 74.30 | ALLIANCE | 17 | 51.10 |
| | | | SOCIALIST FRONT | 7 | 29.40 |
| | | | PAS | - | 8.10 |
| | | | PPP | - | 5.70 |
| | | | INDEPENDENT | - | 4.90 |
| | | | PARTY NEGARA | - | 0.80 |
| 1964 | 253,455 | 211,620 83.50 | ALLIANCE | 18 | 47.20 |
| | | | UDP | 4 | 17.50 |
| | | | SOCIALIST FRONT | 2 | 32.10 |
| | | | PAS | - | 2.10 |
| | | | PAP | - | 0.50 |
| | | | PPP | - | 0.30 |
| | | | INDEPENDENT | - | 0.20 |
| 1969 | 282,401 | 219,254 77.60 | GRM | 16 | 46.80 |
| | | | ALLIANCE | 4 | 34.60 |
| | | | DAP | 3 | 8.40 |
| | | | PARTY RAKYAT | 1 | 1.20 |
| | | | PAS | - | 7.00 |
| | | | INDEPENDENT | - | 1.70 |
| | | | PPP | - | 0.40 |
| 1974 | 273,473 | 221,507 81.00 | BN | 23 | 50.40 |
| | | | DAP | 2 | 23.60 |
| | | | PEKEMAS | 1 | 12.90 |
| | | | INDEPENDENT | 1 | 5.50 |
| | | | PSRM | - | 6.40 |
| | | | KITA | - | 1.20 |
| 1978 | 383,134 | 304,132 79.40 | BN | 20 | 46.40 |
| | | | DAP | 5 | 26.60 |
| | | | INDEPENDENT | 1 | 10.00 |
| | | | PAS | 1 | 9.90 |
| | | | SDP | - | 3.50 |
| | | | PSRM | - | 3.20 |
| | | | KITA | - | 0.40 |
| 1982 | 460,387 | 354,765 77.06 | BN | 25 | 59.34 |
| | | | DAP | 2 | 26.52 |
| | | | PAS | - | 7.03 |
| | | | PSRM | - | 3.60 |
| | | | INDEPENDENT | - | 3.24 |
| | | | SDP | - | 0.24 |
| | | | KITA | - | 0.03 |

PENANG (cont'd)

| ELECTION YEAR | ELECTORATE | VOTER TURNOUT # | % | PARTY | NO OF SEATS WON | % SHARE OF VOTES |
|---------------|------------|-----------------|-------|-------------|-----------------|------------------|
| 1986 | 522,194 | 381,624 | 73.08 | BN | 23 | 51.02 |
| | | | | DAP | 10 | 37.37 |
| | | | | PAS | - | 8.05 |
| | | | | PSRM | - | 1.67 |
| | | | | INDEPENDENT | - | 1.56 |
| | | | | SDP | - | 0.26 |
| | | | | NASMA | - | 0.07 |
| 1990 | 559,223 | 428,259 | 76.58 | BN | 19 | 53.45 |
| | | | | DAP | 14 | 36.99 |
| | | | | SEMANGAT 46 | - | 4.76 |
| | | | | PAS | - | 3.62 |
| | | | | PRM | - | 0.94 |
| | | | | INDEPENDENT | - | 0.24 |

TERENGGANU

| | | | |
|--------------------------|---------|----------------------------------|---------|
| Area (sq km) | 12,955 | Registered voters ** | 337,918 |
| Population * | 770,931 | Number of constituencies - State | 32 |
| % of Malaysia Population | 4.39 | - Parliamentary | 8 |
| Urban | 341,048 | | |
| Rural | 429,883 | | |
| Male | 388,218 | | |
| Female | 382,713 | | |

Source:

* 1991 census

** Election Commission - 1993 electoral rolls

| ELECTION YEAR | ELECTORATE | VOTER TURNOUT # | % | PARTY | NO. OF SEATS WON | % SHARE OF VOTES |
|---------------|------------|-----------------|-------|-----------------|------------------|------------------|
| 1959 | 114,904 | 81,958 | 71.30 | PAS | 13 | 36.90 |
| | | | | ALLIANCE | 7 | 35.20 |
| | | | | PARTY NEGARA | 4 | 16.30 |
| | | | | SOCIALIST FRONT | - | 8.10 |
| | | | | INDEPENDENT | - | 3.50 |
| 1964 | 145,217 | 112,423 | 77.40 | ALLIANCE | 21 | 55.20 |
| | | | | PAS | 3 | 32.70 |
| | | | | PARTY NEGARA | - | 7.50 |
| | | | | SOCIALIST FRONT | - | 3.70 |
| | | | | INDEPENDENT | - | 0.80 |
| 1969 | 179,365 | 134,649 | 75.10 | ALLIANCE | 13 | 49.30 |
| | | | | PAS | 11 | 49.40 |
| | | | | PARTY RAKYAT | - | 0.70 |
| | | | | INDEPENDENT | - | 0.60 |
| 1974 | 176,960 | 130,003 | 73.50 | BN | 27 | 63.80 |
| | | | | INDEPENDENT | 1 | 7.80 |
| | | | | PSRM | - | 28.40 |

TERENGGANU (cont'd)

| ELECTION YEAR | ELECTORATE | VOTER TURNOUT # | % | PARTY | NO. OF SEATS WON | % SHARE OF VOTES |
|---------------|------------|-----------------|-------|-------------|------------------|------------------|
| 1978 | 190,996 | 146,350 | 76.60 | BN | 30 | 55.80 |
| | | | | PAS | - | 36.80 |
| | | | | PSRM | - | 7.20 |
| | | | | INDEPENDENT | - | 0.20 |
| 1982 | 242,092 | 193,282 | 79.84 | BN | 23 | 56.67 |
| | | | | PAS | 5 | 40.89 |
| | | | | INDEPENDENT | - | 1.81 |
| | | | | PSRM | - | 0.63 |
| 1986 | 273,345 | 215,058 | 78.68 | BN | 30 | 60.08 |
| | | | | PAS | 2 | 39.73 |
| | | | | INDEPENDENT | - | 0.11 |
| | | | | SDP | - | 0.08 |
| 1990 | 326,393 | 269,414 | 52.54 | BN | 23 | 54.24 |
| | | | | PAS | 7 | 30.49 |
| | | | | SEMANGAT 46 | 2 | 14.55 |
| | | | | DAP | - | 0.58 |
| | | | | INDEPENDENT | - | 0.14 |

PERAK

| | |
|--------------------------|-----------|
| Area (sq km) | 21,005 |
| Population * | 1,880,016 |
| % of Malaysia Population | 10.70 |
| Urban | 1,007,046 |
| Rural | 872,970 |
| Male | 929,118 |
| Female | 950,898 |

| | |
|----------------------------------|-----------|
| Registered voters ** | 1,045,535 |
| Number of constituencies - State | 46 |
| - Parliamentary | 23 |

Source:

* 1991 census

** Election Commission - 1993 electoral rolls

| ELECTION YEAR | ELECTORATE | VOTER TURNOUT # | % | PARTY | NO. OF SEATS WON | % SHARE OF VOTES |
|---------------|------------|-----------------|-------|-----------------|------------------|------------------|
| 1959 | 450,094 | 310,266 | 68.90 | ALLIANCE | 31 | 54.70 |
| | | | | PPP | 8 | 24.30 |
| | | | | PAS | 1 | 15.30 |
| | | | | SOCIALIST FRONT | - | 3.90 |
| | | | | INDEPENDENT | - | 1.90 |
| 1964 | 524,487 | 416,951 | 79.50 | ALLIANCE | 35 | 54.60 |
| | | | | PPP | 5 | 20.70 |
| | | | | PAS | - | 11.40 |
| | | | | SOCIALIST FRONT | - | 7.30 |
| | | | | UDP | - | 4.60 |
| | | | | INDEPENDENT | - | 1.30 |

PERAK (cont'd)

| ELECTION YEAR | ELECTORATE | VOTER TURNOUT # | % | PARTY | NO OF SEATS WON | % SHARE OF VOTES |
|------------------|------------|--------------------|-------|-------------|--------------------|---------------------|
| 1969 | 613,572 | 447,924 | 73.00 | ALLIANCE | 19 | 43.60 |
| | | | | PPP | 12 | 24.50 |
| | | | | DAP | 6 | 9.50 |
| | | | | GRM | 2 | 3.80 |
| | | | | PAS | 1 | 18.50 |
| | | | | INDEPENDENT | - | 0.10 |
| 1974 | 587,758 | 443,450 | 75.40 | BN | 31 | 52.90 |
| | | | | DAP | 11 | 35.60 |
| | | | | INDEPENDENT | - | 8.50 |
| | | | | PEKEMAS | - | 2.90 |
| | | | | KITA | - | 0.10 |
| 1978 | 723,986 | 556,187 | 76.80 | BN | 33 | 50.50 |
| | | | | DAP | 9 | 36.60 |
| | | | | PAS | 1 | 11.80 |
| | | | | INDEPENDENT | - | 0.90 |
| | | | | UPP | - | 0.20 |
| | | | | PEKEMAS | - | 0.07 |
| 1982 | 848,885 | 607,850 | 71.60 | BN | 38 | 60.35 |
| | | | | DAP | 4 | 26.42 |
| | | | | PAS | - | 11.35 |
| | | | | INDEPENDENT | - | 1.83 |
| | | | | PEKEMAS | - | 0.05 |
| 1986 | 954,180 | 650,972 | 68.22 | BN | 33 | 54.17 |
| | | | | DAP | 13 | 29.98 |
| | | | | PAS | - | 14.30 |
| | | | | SDP | - | 1.01 |
| | | | | INDEPENDENT | - | 0.53 |
| 1990 | 1,031,380 | 725,643 | 70.36 | BN | 33 | 55.80 |
| | | | | DAP | 13 | 22.81 |
| | | | | SEMANGAT 46 | - | 13.76 |
| | | | | PAS | - | 6.97 |
| | | | | INDEPENDENT | - | 0.66 |

PAHANG

| | |
|--------------------------|-----------|
| Area (sq km) | 35,965 |
| Population * | 1,036,724 |
| % of Malaysia Population | 5.90 |
| Urban | 315,168 |
| Rural | 721,556 |
| Male | 535,627 |
| Female | 501,097 |

| | |
|----------------------------------|---------|
| Registered voters ** | 456,834 |
| Number of constituencies - State | 33 |
| - Parliamentary | 10 |

Source:

* 1991 census

** Election Commission - 1993 electoral rolls

| ELECTION YEAR | ELECTORATE | VOTER TURNOUT # | % | PARTY | NO. OF SEATS WON | % SHARE OF VOTES |
|---------------|------------|-----------------|-------|-----------------|------------------|------------------|
| 1959 | 105,940 | 82,708 | 78.10 | ALLIANCE | 23 | 63.60 |
| | | | | INDEPENDENT | 1 | 6.30 |
| | | | | PAS | - | 22.50 |
| | | | | SOCIALIST FRONT | - | 7.60 |
| 1964 | 136,322 | 106,301 | 78.00 | ALLIANCE | 24 | 68.40 |
| | | | | SOCIALIST FRONT | - | 18.60 |
| | | | | PAS | - | 8.50 |
| | | | | INDEPENDENT | - | 3.90 |
| | | | | UDP | - | 0.60 |
| 1969 | 153,124 | 109,419 | 71.40 | ALLIANCE | 20 | 55.10 |
| | | | | PARTY RAKYAT | 2 | 10.60 |
| | | | | INDEPENDENT | 1 | 13.70 |
| | | | | GRM | 1 | 2.00 |
| | | | | PAS | - | 16.80 |
| | | | | DAP | - | 1.70 |
| 1974 | 168,520 | 124,831 | 74.10 | BN | 32 | 65.60 |
| | | | | PSRM | - | 13.80 |
| | | | | INDEPENDENT | - | 13.30 |
| | | | | DAP | - | 6.70 |
| | | | | PEKEMAS | - | 0.60 |
| 1978 | 249,793 | 188,091 | 75.30 | BN | 33 | 61.90 |
| | | | | PAS | - | 15.50 |
| | | | | DAP | - | 13.00 |
| | | | | PSRM | - | 5.10 |
| | | | | INDEPENDENT | - | 4.50 |
| 1982 | 325,831 | 242,484 | 74.42 | BN | 31 | 62.16 |
| | | | | DAP | 1 | 13.17 |
| | | | | PAS | - | 19.40 |
| | | | | INDEPENDENT | - | 4.46 |
| | | | | PSRM | - | 0.80 |

PAHANG (cont'd)

| ELECTION YEAR | ELECTORATE | VOTER TURNOUT # | % | PARTY | NO. OF SEATS WON | % SHARE OF VOTES |
|---------------|------------|-----------------|-------|-------------|------------------|------------------|
| 1986 | 380,979 | 268,846 | 70.57 | BN | 32 | 64.92 |
| | | | | DAP | 1 | 14.97 |
| | | | | PAS | - | 19.21 |
| | | | | INDEPENDENT | - | 0.90 |
| 1990 | 452,997 | 337,163 | 74.43 | BN | 31 | 61.70 |
| | | | | SEMANGAT 46 | 1 | 13.74 |
| | | | | PAS | - | 11.35 |
| | | | | DAP | 1 | 12.27 |
| | | | | INDEPENDENT | - | 0.94 |

SELANGOR

| | |
|--------------------------|-----------|
| Area (sq km) | 7,956 |
| Population * | 2,289,236 |
| % of Malaysia Population | 13.03 |
| Urban | 1,723,307 |
| Rural | 565,929 |
| Male | 1,157,123 |
| Female | 1,132,113 |

| | |
|----------------------------------|---------|
| Registered voters ** | 949,317 |
| Number of constituencies - State | 42 |
| - Parliamentary | 14 |

Source:

* 1991 census

** Election Commission - 1993 electoral rolls

| ELECTION YEAR | ELECTORATE | VOTER TURNOUT # | % | PARTY | NO. OF SEATS WON | % SHARE OF VOTES |
|---------------|------------|-----------------|-------|-----------------|------------------|------------------|
| 1959 | 263,510 | 187,376 | 71.10 | ALLIANCE | 23 | 57.60 |
| | | | | SOCIALIST FRONT | 3 | 17.70 |
| | | | | INDEPENDENT | 2 | 5.70 |
| | | | | PAS | - | 11.60 |
| | | | | PPP | - | 3.90 |
| | | | | PARTY NEGARA | - | 2.00 |
| 1964 | 388,211 | 284,517 | 73.30 | MALAYAN PARTY | - | 1.40 |
| | | | | ALLIANCE | 24 | 55.10 |
| | | | | SOCIALIST FRONT | 4 | 33.50 |
| | | | | PAP | - | 5.10 |
| | | | | PAS | - | 3.50 |
| | | | | PPP | - | 2.70 |
| 1969 | 506,335 | 333,450 | 65.90 | INDEPENDENT | - | 0.10 |
| | | | | ALLIANCE | 14 | 41.60 |
| | | | | DAP | 9 | 31.10 |
| | | | | GRM | 4 | 16.50 |
| | | | | PAS | - | 9.60 |
| | | | | INDEPENDENT | 1 | 1.30 |
| 1974 | 313,036 | 239,930 | 76.60 | BN | 30 | 58.50 |
| | | | | INDEPENDENT | 2 | 14.10 |
| | | | | DAP | 1 | 16.20 |
| | | | | PEKEMAS | - | 10.50 |
| | | | | PSRM | - | 0.70 |

SELANGOR (cont'd)

| ELECTION YEAR | ELECTORATE | VOTER TURNOUT # | % | PARTY | NO. OF SEATS WON | % SHARE OF VOTES |
|------------------|------------|--------------------|-------|---------------|---------------------|---------------------|
| 1978 | 473,533 | 352,402 | 74.40 | BN | 31 | 60.80 |
| | | | | DAP | 3 | 16.40 |
| | | | | INDEPENDENT | 1 | 4.50 |
| | | | | PAS | - | 14.60 |
| | | | | PEKEMAS | - | 3.50 |
| | | | | PSRM | - | 0.20 |
| | | | | PARTY PEKERJA | - | 0.04 |
| 1982 | 633,861 | 462,099 | 72.90 | BN | 31 | 68.46 |
| | | | | DAP | 1 | 19.94 |
| | | | | INDEPENDENT | 1 | 3.32 |
| | | | | PAS | - | 8.28 |
| 1986 | 720,985 | 497,491 | 69.00 | BN | 37 | 62.44 |
| | | | | PAS | 5 | 10.84 |
| | | | | DAP | - | 23.52 |
| | | | | NASMA | - | 1.99 |
| | | | | SDP | - | 0.88 |
| | | | | INDEPENDENT | - | 0.33 |
| 1990 | 922,615 | 676,732 | 73.35 | BN | 35 | 60.04 |
| | | | | DAP | 6 | 17.10 |
| | | | | SEMANGAT 46 | 1 | 18.11 |
| | | | | PAS | - | 4.57 |
| | | | | INDEPENDENT | - | 0.18 |

NEGERI SEMBILAN

| | |
|--------------------------|---------|
| Area (sq km) | 6,643 |
| Population * | 691,150 |
| % of Malaysia Population | 3.93 |
| Urban | 290,605 |
| Rural | 400,545 |
| Male | 346,715 |
| Female | 344,435 |

| | |
|----------------------------------|---------|
| Registered voters ** | 347,975 |
| Number of constituencies - State | 28 |
| - Parliamentary | 7 |

Source:

* 1991 census

** Election Commission - 1993 electoral rolls

| ELECTION YEAR | ELECTORATE | VOTER TURNOUT # | % | PARTY | NO. OF SEATS WON | % SHARE OF VOTES |
|---------------|------------|-----------------|-------|-----------------|------------------|------------------|
| 1959 | 111,336 | 88,916 | 79.90 | ALLIANCE | 20 | 55.80 |
| | | | | SOCIALIST FRONT | 3 | 17.90 |
| | | | | INDEPENDENT | 1 | 10.90 |
| | | | | PAS | - | 11.40 |
| | | | | PARTY NEGARA | - | 4.00 |
| 1964 | 152,114 | 121,810 | 80.10 | ALLIANCE | 24 | 58.70 |
| | | | | SOCIALIST FRONT | - | 20.70 |
| | | | | UDP | - | 11.50 |
| | | | | INDEPENDENT | - | 3.70 |
| | | | | PAS | - | 3.30 |
| 1969 | 155,620 | 116,790 | 75.00 | PPP | - | 2.00 |
| | | | | ALLIANCE | 16 | 46.20 |
| | | | | DAP | 8 | 36.40 |
| | | | | PAS | - | 10.60 |
| | | | | INDEPENDENT | - | 4.30 |
| 1974 | 157,233 | 122,965 | 78.20 | UMCO | - | 1.90 |
| | | | | PARTY RAKYAT | - | 0.50 |
| | | | | BN | 21 | 60.80 |
| | | | | DAP | 3 | 26.20 |
| | | | | INDEPENDENT | - | 8.10 |
| 1978 | 214,705 | 167,633 | 78.10 | PSRM | - | 2.90 |
| | | | | IPPP | - | 1.50 |
| | | | | PEKEMAS | - | 0.50 |
| | | | | BN | 22 | 59.30 |
| | | | | DAP | 3 | 28.90 |
| 1982 | 247,434 | 189,056 | 76.41 | PAS | - | 7.20 |
| | | | | INDEPENDENT | - | 4.50 |
| | | | | PEKEMAS | - | 0.10 |
| | | | | BN | 22 | 63.33 |
| | | | | DAP | 2 | 26.30 |
| 1986 | 280,920 | 204,546 | 72.81 | PAS | - | 4.74 |
| | | | | INDEPENDENT | - | 2.56 |
| | | | | PPPM | - | 0.06 |
| | | | | BN | 24 | 62.59 |
| | | | | DAP | 4 | 26.79 |
| | | | | PAS | - | 5.69 |
| | | | | INDEPENDENT | - | 4.78 |
| | | | | NASMA | - | 0.11 |
| | | | | PPPM | - | 0.03 |

NEGERI SEMBILAN (cont'd)

| ELECTION YEAR | ELECTORATE | VOTER TURNOUT # | % | PARTY | NO. OF SEATS WON | % SHARE OF VOTES |
|---------------|------------|-----------------|-------|-------------|------------------|------------------|
| 1990 | 345,468 | 262,516 | 75.99 | BN | 24 | 61.49 |
| | | | | DAP | 4 | 21.82 |
| | | | | SEMANGAT 46 | - | 14.87 |
| | | | | PAS | - | 1.51 |
| | | | | INDEPENDENT | - | 0.31 |

MALACCA

| | | | |
|--------------------------|---------|----------------------------------|---------|
| Area (sq km) | 1,650 | Registered voters ** | 269,198 |
| Population * | 504,502 | Number of constituencies - State | 20 |
| % of Malaysia Population | 2.87 | - Parliamentary | 5 |
| Urban | 195,116 | | |
| Rural | 309,386 | | |
| Male | 246,898 | | |
| Female | 257,604 | | |

Source:

* 1991 census

** Election Commission - 1993 electoral rolls

| ELECTION YEAR | ELECTORATE | VOTER TURNOUT # | % | PARTY | NO. OF SEATS WON | % SHARE OF VOTES |
|---------------|------------|-----------------|-------|-----------------|------------------|------------------|
| 1959 | 93,740 | 73,608 | 78.50 | ALLIANCE | 20 | 67.00 |
| | | | | PAS | - | 14.40 |
| | | | | SOCIALIST FRONT | - | 11.40 |
| | | | | MALAYAN PARTY | - | 6.90 |
| | | | | INDEPENDENT | - | 0.30 |
| 1964 | 125,585 | 105,826 | 84.30 | ALLIANCE | 18 | 65.20 |
| | | | | SOCIALIST FRONT | 2 | 26.80 |
| | | | | PAS | - | 5.30 |
| | | | | PAP | - | 2.60 |
| | | | | INDEPENDENT | - | 0.10 |
| 1969 | 141,268 | 109,031 | 77.20 | ALLIANCE | 15 | 48.10 |
| | | | | DAP | 4 | 12.70 |
| | | | | GRM | 1 | 4.40 |
| | | | | PAS | - | 17.00 |
| | | | | PARTY RAKYAT | - | 16.00 |
| | | | | INDEPENDENT | - | 1.80 |
| 1974 | 144,170 | 111,935 | 77.60 | BN | 16 | 59.10 |
| | | | | DAP | 4 | 18.60 |
| | | | | PEKEMAS | - | 10.50 |
| | | | | PSRM | - | 9.80 |
| | | | | INDEPENDENT | - | 2.00 |
| 1978 | 167,344 | 129,685 | 77.50 | BN | 18 | 54.40 |
| | | | | DAP | 4 | 31.40 |
| | | | | PAS | - | 12.90 |
| | | | | INDEPENDENT | - | 1.30 |

MALACCA (cont'd)

| ELECTION YEAR | ELECTORATE | VOTER TURNOUT # | % | PARTY | NO. OF SEATS WON | % SHARE OF VOTES |
|---------------|------------|-----------------|-------|-------------|------------------|------------------|
| 1982 | 187,628 | 143,582 | 76.52 | BN | 18 | 69.77 |
| | | | | DAP | 2 | 21.71 |
| | | | | PAS | - | 7.70 |
| | | | | INDEPENDENT | - | 0.81 |
| | | | | | | |
| 1986 | 242,913 | 177,162 | 72.93 | BN | 17 | 62.79 |
| | | | | DAP | 3 | 24.41 |
| | | | | PAS | - | 11.58 |
| | | | | INDEPENDENT | - | 0.85 |
| | | | | PPPM | - | 0.20 |
| | | | | NASMA | - | 0.18 |
| 1990 | 265,059 | 205,315 | 77.46 | BN | 17 | 62.74 |
| | | | | DAP | 3 | 18.98 |
| | | | | SEMANGAT 46 | - | 11.35 |
| | | | | PAS | - | 6.05 |
| | | | | INDEPENDENT | - | 0.88 |

JOHOR

| | |
|--------------------------|-----------|
| Area (sq km) | 18,986 |
| Population * | 2,074,297 |
| % of Malaysia Population | 11.81 |
| Urban | 992,022 |
| Rural | 1,082,275 |
| Male | 1,053,039 |
| Female | 1,021,258 |

Registered voters ** 982,484

| | |
|----------------------------------|----|
| Number of constituencies - State | 36 |
| - Parliamentary | 18 |

Source:

* 1991 Census - Statistic Department

** Election Commission - 1993 electoral rolls

| ELECTION YEAR | ELECTORATE | VOTER TURNOUT # | % | PARTY | NO. OF SEATS WON | % SHARE OF VOTES |
|---------------|------------|-----------------|-------|-----------------|------------------|------------------|
| 1959 | 282,161 | 214,496 | 76.00 | ALLIANCE | 28 | 67.10 |
| | | | | SOCIALIST FRONT | 3 | 9.80 |
| | | | | INDEPENDENT | 1 | 5.10 |
| | | | | PARTY NEGARA | - | 15.40 |
| | | | | PAS | - | 2.60 |
| 1964 | 344,922 | 277,978 | 80.60 | ALLIANCE | 32 | 67.60 |
| | | | | SOCIALIST FRONT | - | 23.70 |
| | | | | UDP | - | 3.30 |
| | | | | INDEPENDENT | - | 2.50 |
| | | | | PAS | - | 2.40 |
| | | | | PAP | - | 0.40 |
| 1969 | 383,815 | 278,002 | 72.40 | ALLIANCE | 30 | 65.00 |
| | | | | DAP | 1 | 17.50 |
| | | | | INDEPENDENT | 1 | 8.60 |
| | | | | PAS | - | 6.50 |
| | | | | GRM | - | 1.90 |
| | | | | PARTY RAKYAT | - | 0.60 |

JOHOR (cont'd)

| ELECTION YEAR | ELECTORATE | VOTER TURNOUT # | % | PARTY | NO. OF SEATS WON | % SHARE OF VOTES |
|---------------|------------|-----------------|-------|-------------|------------------|------------------|
| 1974 | 284,901 | 214,459 | 75.30 | BN | 31 | 70.40 |
| | | | | DAP | 1 | 21.70 |
| | | | | INDEPENDENT | - | 4.00 |
| | | | | PSRM | - | 2.30 |
| | | | | PEKEMAS | - | 1.60 |
| 1978 | 507,579 | 394,151 | 77.60 | BN | 36 | 73.70 |
| | | | | DAP | 1 | 17.30 |
| | | | | PAS | - | 7.00 |
| | | | | INDEPENDENT | - | 2.00 |
| 1982 | 626,181 | 474,518 | 75.78 | BN | 32 | 70.99 |
| | | | | DAP | - | 18.10 |
| | | | | PSRM | - | 5.99 |
| | | | | PAS | - | 2.56 |
| | | | | INDEPENDENT | - | 2.36 |
| 1986 | 783,776 | 559,940 | 71.44 | BN | 35 | 67.99 |
| | | | | DAP | 1 | 13.91 |
| | | | | PAS | - | 8.91 |
| | | | | PSRM | - | 8.42 |
| | | | | SDP | - | 0.72 |
| | | | | INDEPENDENT | - | 0.04 |
| 1990 | 972,171 | 722,401 | 74.31 | BN | 31 | 61.51 |
| | | | | DAP | 4 | 13.35 |
| | | | | SEMANGAT 46 | 1 | 19.92 |
| | | | | PRM | - | 3.31 |
| | | | | PAS | - | 1.87 |
| | | | | INDEPENDENT | - | 0.04 |

SABAH

| | |
|--------------------------|-----------|
| Area (sq km) | 73,620 |
| Population * | 1,736,902 |
| % of Malaysia Population | 9.89 |
| Urban | 577,005 |
| Rural | 1,159,897 |
| Male | 907,808 |
| Female | 829,094 |

| | |
|--------------------------------------|---------|
| Registered voters ** | 598,312 |
| Number of constituencies - State *** | 48 |
| - Parliamentary | 20 |

Source:

* 1991 census

** Election Commission - 1993 electoral rolls

*** Sabah held its state election on separate dates

| ELECTION YEAR | ELECTORATE | VOTER TURNOUT # % | PARTY | NO. OF SEAT OF WON | % SHARE OF VOTES |
|---------------|------------|----------------------|-------------|-----------------------|---------------------|
| 1967 | 183,116 | 162,329 88.60 | USNO | 14 | 40.75 |
| | | | UPKO | 12 | 40.82 |
| | | | PPS | 3 | 5.43 |
| | | | SCA | 2 | 3.98 |
| | | | INDEPENDENT | 1 | 9.02 |
| 1976 | 239,009 | 192,902 80.71 | BERJAYA | 28 | 53.80 |
| | | | USNO | 20 | 37.30 |
| | | | SCA | - | 6.40 |
| | | | PEKEMAS | - | 1.50 |
| | | | INDEPENDENT | - | 0.80 |
| 1981 | 314,974 | 238,268 75.65 | BERSATU | - | 0.04 |
| | | | BERJAYA | 44 | 61.36 |
| | | | USNO | 3 | 20.12 |
| | | | SCCP | 1 | 6.20 |
| | | | PASOK | - | 7.37 |
| | | | INDEPENDENT | - | 3.36 |
| | | | PUSAKA | - | 0.85 |
| | | | DAP | - | 0.71 |
| | | | SEDAR | - | 0.02 |
| 1985 | 379,247 | 280,704 74.02 | USPO | - | 0.01 |
| | | | PBS | 25 | 36.44 |
| | | | USNO | 16 | 26.85 |
| | | | BN | 6 | 30.53 |
| | | | PASOK | 1 | 2.17 |
| | | | BERSEPADU | - | 1.35 |
| | | | DAP | - | 1.13 |
| | | | BERSIH | - | 1.12 |
| 1986 | 423,097 | 312,545 73.87 | INDEPENDENT | - | 0.41 |
| | | | PBS | 34 | 53.16 |
| | | | USNO | 12 | 20.05 |
| | | | BERJAYA | 1 | 17.32 |
| | | | PCBS | 1 | 2.43 |
| | | | INDEPENDENT | - | 4.21 |
| | | | PCS | - | 1.28 |
| | | | PASOK | - | 0.52 |

SABAH (cont'd)

| ELECTION YEAR | ELECTORATE | VOTER TURNOUT # | % | PARTY | NO. OF SEATS WON | % SHARE OF VOTES |
|---------------|------------|-----------------|-------|-------------|------------------|------------------|
| 1990 | 496,353 | 373,183 | 75.18 | PBS | 36 | 53.92 |
| | | | | USNO | 12 | 26.14 |
| | | | | BERJAYA | - | 7.09 |
| | | | | LDP | - | 3.91 |
| | | | | PRS | - | 3.31 |
| | | | | AKAR | - | 2.93 |
| | | | | DAP | - | 1.60 |
| | | | | INDEPENDENT | - | 1.10 |
| 1994 | 589,312 | 436,448 | 74.06 | PBS | 25 | 49.48 |
| | | | | BN | 23 | 46.14 |
| | | | | INDEPENDENT | - | 2.1 |
| | | | | SETIA | - | 0.19 |
| | | | | BERSEKUTU | - | 0.26 |
| | | | | DAP | - | 0.49 |
| | | | | PAS | - | 0.1 |

SARAWAK

| | |
|--------------------------|-----------|
| Area (sq km) | 124,449 |
| Population * | 1,648,217 |
| % of Malaysia Population | 9.38 |
| Urban | 616,408 |
| Rural | 1,031,809 |
| Male | 843,372 |
| Female | 804,845 |

Registered voters ** 765,351

 Number of constituencies - State *** 48
 - Parliamentary 27

Source:

* 1991 census

** Election Commission - 1993 electoral rolls

*** Sarawak held its state election on separate dates

| ELECTION YEAR | ELECTORATE | VOTER TURNOUT # | % | PARTY | NO. OF SEATS WON | % SHARE OF VOTES |
|---------------|------------|-----------------|-------|-------------|------------------|------------------|
| 1969 | 332,737 | 266,225 | 80.00 | ALL | 15 | 25.40 |
| | | | | SUPP | 12 | 28.80 |
| | | | | SNAP | 12 | 24.40 |
| | | | | PESAKA | 8 | 12.70 |
| | | | | INDEPENDENT | 1 | 7.60 |
| | | | | | | |
| 1974 | 375,882 | 282,462 | 75.10 | BN | 30 | 55.40 |
| | | | | SNAP | 18 | 42.70 |
| | | | | INDEPENDENT | - | 1.60 |
| | | | | BISAMAH | - | 0.30 |
| | | | | | | |
| 1979 | 448,235 | 326,193 | 72.77 | BN | 45 | 60.73 |
| | | | | INDEPENDENT | 3 | 19.40 |
| | | | | DAP | - | 10.30 |
| | | | | PAJAR | - | 5.39 |
| | | | | SAPO | - | 4.10 |
| | | | | UMAT | - | 0.08 |
| | | | | | | |

SARAWAK (cont'd)

| ELECTION YEAR | ELECTORATE | VOTER # | TURNOUT % | PARTY | NO. OF SEATS WON | % SHARE OF VOTES |
|------------------|------------|------------|--------------|--------------|---------------------|---------------------|
| 1983 | 505,872 | 367,060 | 72.56 | BN | 30 | 46.21 |
| | | | | SNAP | 8 | 12.95 |
| | | | | PBDS | 6 | 9.34 |
| | | | | INDEPENDENT | 4 | 22.14 |
| | | | | DAP | - | 8.66 |
| | | | | BERSATU | - | 0.70 |
| 1987 | 625,270 | 456,559 | 73.02 | BN | 28 | 55.24 |
| | | | | PBDS | 15 | 17.63 |
| | | | | PERMAS | 5 | 14.22 |
| | | | | DAP | - | 11.38 |
| | | | | INDEPENDENT | - | 1.51 |
| | | | | BERSATU | - | 0.02 |
| 1991 | 703,061 | 490,735 | 69.80 | BN | 49 | 61.35 |
| | | | | PBDS | 7 | 21.24 |
| | | | | PERMAS | - | 3.29 |
| | | | | PARTY NEGARA | - | 0.97 |
| | | | | DAP | - | 9.47 |
| | | | | IND | - | 1.27 |

NOTE: % share of votes does not add up to 100 per cent due to spoilt votes and unreturned ballot papers.

CHAPTER 6

1955 - 1990 PARLIAMENTARY ELECTION RESULTS

1955 - 1990 PARLIAMENTARY ELECTION RESULTS

PERLIS

| ELECTION YEAR | ELECTORATE | VOTER TURNOUT # | % | PARTY | NO. OF SEATS WON | % SHARE OF VOTES |
|----------------------------|------------|-----------------|-------|--------------|------------------|------------------|
| 1955 (pre-independence) | 30,936 | 27,173 | 87.84 | ALLIANCE | 1 | 65.39 |
| | | | | INDEPENDENT | - | 32.44 |
| 1959 | 38,355 | 29,826 | 77.80 | ALLIANCE | 2 | 59.60 |
| | | | | PAS | - | 40.40 |
| 1964 | 46,491 | 37,940 | 81.60 | ALLIANCE | 2 | 63.20 |
| | | | | PAS | - | 36.80 |
| 1969 | 56,060 | 44,982 | 80.20 | ALLIANCE | 2 | 51.10 |
| | | | | PAS | - | 42.10 |
| | | | | PARTY RAKYAT | - | 6.70 |
| 1974 | 58,721 | 45,755 | 77.90 | BN | 2 | 67.00 |
| | | | | INDEPENDENT | - | 26.50 |
| | | | | PSRM | - | 6.50 |
| 1978 | 68,572 | 52,873 | 77.10 | BN | 2 | 60.80 |
| | | | | PAS | - | 33.50 |
| | | | | INDEPENDENT | - | 5.70 |
| 1982 | 79,018 | 60,858 | 77.02 | BN | 2 | 67.80 |
| | | | | PAS | - | 32.20 |
| 1986 | 85,394 | 62,667 | 73.39 | BN | 2 | 66.47 |
| | | | | PAS | - | 33.53 |
| 1990 | 99,097 | 76,347 | 77.04 | BN | 2 | 65.46 |
| | | | | PAS | - | 18.02 |
| | | | | SEMANGAT 46 | - | 16.52 |

KEDAH

| ELECTION YEAR | ELECTORATE | VOTER TURNOUT # | % | PARTY | NO. OF SEATS WON | % SHARE OF VOTES |
|----------------------------|------------|-----------------|-------|---------------------------|------------------|------------------|
| 1955 (pre-independence) | 193,789 | 169,424 | 87.43 | ALLIANCE | 6 | 91.58 |
| | | | | PARTY NEGARA | - | 3.95 |
| | | | | INDEPENDENT | - | 1.66 |
| | | | | PAN-MALAYAN ISLAMIC PARTY | - | 0.92 |
| 1959 | 268,115 | 198,428 | 74.00 | ALLIANCE | 12 | 65.30 |
| | | | | PAS | - | 26.70 |
| | | | | SOCIALIST FRONT | - | 7.20 |
| | | | | INDEPENDENT | - | 0.80 |
| 1964 | 336,858 | 257,472 | 76.40 | ALLIANCE | 12 | 68.60 |
| | | | | PAS | - | 25.10 |
| | | | | SOCIALIST FRONT | - | 4.80 |
| | | | | UDP | - | 1.60 |

KEDAH (cont'd)

| ELECTION YEAR | ELECTORATE | VOTER TURNOUT | | PARTY | NO. OF SEATS WON | % SHARE OF VOTES |
|---------------|------------|---------------|-------|-------------|------------------|------------------|
| | | # | % | | | |
| 1969 | 388,167 | 293,373 | 75.60 | ALLIANCE | 9 | 53.50 |
| | | | | PAS | 3 | 41.00 |
| | | | | GRM | - | 5.40 |
| 1974 | 165,675 | 115,605 | 69.80 | BN | 13 | 74.50 |
| | | | | INDEPENDENT | - | 9.50 |
| | | | | DAP | - | 8.60 |
| | | | | PSRM | - | 3.70 |
| | | | | KITA | - | 3.70 |
| 1978 | 461,290 | 356,602 | 77.30 | BN | 11 | 57.10 |
| | | | | PAS | 2 | 39.70 |
| | | | | INDEPENDENT | - | 2.40 |
| | | | | DAP | - | 0.80 |
| 1982 | 541,924 | 418,251 | 77.18 | BN | 12 | 61.24 |
| | | | | PAS | 1 | 32.45 |
| | | | | DAP | - | 5.99 |
| | | | | INDEPENDENT | - | 0.31 |
| 1986 | 598,594 | 436,960 | 73.00 | BN | 14 | 60.20 |
| | | | | PAS | - | 35.66 |
| | | | | DAP | - | 4.09 |
| | | | | SDP | - | 0.06 |
| 1990 | 657,322 | 500,675 | 76.17 | BN | 14 | 62.32 |
| | | | | SEMANGAT 46 | - | 20.52 |
| | | | | PAS | - | 15.94 |
| | | | | DAP | - | 1.11 |
| | | | | INDEPENDENT | - | 0.11 |

KELANTAN

| ELECTION YEAR | ELECTORATE | VOTER TURNOUT | | PARTY | NO. OF SEATS WON | % SHARE OF VOTES |
|----------------------------|------------|---------------|-------|---------------------------|------------------|------------------|
| | | # | % | | | |
| 1955 (pre-independence) | 205,743 | 172,595 | 83.89 | ALLIANCE | 5 | 75.62 |
| | | | | PARTY NEGARA | - | 11.85 |
| | | | | PAN-MALAYAN ISLAMIC PARTY | - | 7.76 |
| | | | | INDEPENDENT | - | 1.60 |
| 1959 | 240,552 | 171,207 | 71.20 | PAS | 9 | 68.30 |
| | | | | ALLIANCE | 1 | 31.40 |
| | | | | NEGARA | - | 0.30 |
| 1964 | 271,731 | 217,769 | 80.10 | PAS | 8 | 56.90 |
| | | | | ALLIANCE | 2 | 42.90 |
| | | | | SOCIALIST FRONT | - | 0.20 |
| 1969 | 333,754 | 248,863 | 74.60 | PAS | 6 | 52.40 |
| | | | | ALLIANCE | 4 | 47.50 |
| | | | | INDEPENDENT | - | 0.10 |

KELANTAN (cont'd)

| ELECTION YEAR | ELECTORATE | VOTER TURNOUT | | PARTY | NO OF SEATS WON | % SHARE OF VOTES |
|------------------|------------|---------------|-------|-------------|-----------------|---------------------|
| | | # | % | | | |
| 1974 | 209,953 | 155,624 | 74.10 | BN | 12 | 74.90 |
| | | | | INDEPENDENT | - | 25.10 |
| 1978 | 340,141 | 256,381 | 75.40 | BN | 10 | 56.40 |
| | | | | PAS | 2 | 43.60 |
| 1982 | 418,242 | 334,810 | 80.05 | BN | 8 | 52.78 |
| | | | | PAS | 4 | 46.53 |
| | | | | DAP | - | 0.58 |
| | | | | INDEPENDENT | - | 0.11 |
| 1986 | 469,828 | 354,678 | 75.49 | BN | 12 | 54.14 |
| | | | | PAS | 1 | 45.86 |
| 1990 | 536,020 | 421,762 | 78.68 | SEMANGAT 46 | 7 | 34.19 |
| | | | | PAS | 6 | 32.48 |
| | | | | BN | - | 32.73 |
| | | | | INDEPENDENT | - | 0.60 |

TERENGGANU

| ELECTION YEAR | ELECTORATE | VOTER TURNOUT | | PARTY | NO. OF SEATS WON | % SHARE OF VOTES |
|----------------------------|------------|---------------|-------|-----------------|---------------------|---------------------|
| | | # | % | | | |
| 1955 (pre-independence) | 90,032 | 70,680 | 78.51 | ALLIANCE | 3 | 81.25 |
| | | | | PARTY NEGARA | - | 14.49 |
| 1959 | 97,164 | 68,337 | 70.30 | PAS | 4 | 47.60 |
| | | | | ALLIANCE | 1 | 37.40 |
| | | | | PARTY NEGARA | 1 | 11.90 |
| | | | | INDEPENDENT | - | 2.20 |
| | | | | SOCIALIST FRONT | - | 0.90 |
| 1964 | 145,217 | 112,338 | 77.40 | ALLIANCE | 5 | 56.50 |
| | | | | PAS | 1 | 32.10 |
| | | | | PARTY NEGARA | - | 6.80 |
| | | | | SOCIALIST FRONT | - | 4.60 |
| 1969 | 179,365 | 134,620 | 75.00 | ALLIANCE | 4 | 50.00 |
| | | | | PAS | 2 | 50.00 |
| 1974 | 155,825 | 114,315 | 73.40 | BN | 7 | 64.50 |
| | | | | PSRM | - | 30.70 |
| | | | | INDEPENDENT | - | 4.80 |
| 1978 | 178,576 | 136,096 | 76.20 | BN | 8 | 58.40 |
| | | | | PAS | - | 38.00 |
| | | | | PSRM | - | 3.60 |
| 1982 | 242,092 | 193,858 | 80.08 | BN | 7 | 57.41 |
| | | | | PAS | - | 41.36 |
| | | | | PSRM | - | 0.84 |
| | | | | INDEPENDENT | - | 0.39 |

TERENGGANU (cont'd)

| ELECTION YEAR | ELECTORATE | VOTER TURNOUT # | % | PARTY | NO. OF SEATS WON | % SHARE OF VOTES |
|---------------|------------|--------------------|-------|-------------|------------------|------------------|
| 1986 | 273,345 | 215,021 | 78.66 | BN | 8 | 60.19 |
| | | | | PAS | - | 39.81 |
| 1990 | 326,393 | 269,529 | 82.56 | BN | 6 | 54.11 |
| | | | | SEMANGAT 46 | 1 | 23.70 |
| | | | | PAS | 1 | 21.97 |
| | | | | INDEPENDENT | - | 0.22 |

PENANG

| ELECTION YEAR | ELECTORATE | VOTER TURNOUT # | % | PARTY | NO. OF SEATS WON | % SHARE OF VOTES |
|----------------------------|------------|--------------------|-------|---------------------------|------------------|------------------|
| 1955 (pre-independence) | 71,536 | 48,091 | 67.23 | ALLIANCE | 3 | 78.63 |
| | | | | PAN-MALAYAN ISLAMIC PARTY | - | 7.33 |
| | | | | INDEPENDENT | - | 6.97 |
| | | | | LABOUR PARTY OF MALAYA | - | 5.51 |
| 1959 | 188,668 | 138,141 | 73.20 | ALLIANCE | 5 | 44.00 |
| | | | | SOCIALIST FRONT | 3 | 38.20 |
| | | | | PAS | - | 10.80 |
| | | | | INDEPENDENT | - | 4.10 |
| | | | | PPP | - | 2.90 |
| 1964 | 253,455 | 211,548 | 83.50 | ALLIANCE | 6 | 47.30 |
| | | | | SOCIALIST FRONT | 1 | 31.60 |
| | | | | UDP | 1 | 18.10 |
| | | | | PAS | - | 2.70 |
| | | | | PAP | - | 0.40 |
| 1969 | 257,608 | 199,671 | 77.50 | GRM | 5 | 44.60 |
| | | | | ALLIANCE | 2 | 36.90 |
| | | | | DAP | 1 | 11.10 |
| | | | | PAS | - | 7.00 |
| | | | | PPP | - | 0.40 |
| 1974 | 266,222 | 218,366 | 82.00 | BN | 9 | 56.00 |
| | | | | PEKEMAS | - | 13.20 |
| | | | | DAP | - | 24.30 |
| | | | | PSRM | - | 5.90 |
| | | | | KITA | - | 0.60 |
| 1978 | 383,134 | 303,541 | 79.20 | BN | 4 | 47.10 |
| | | | | DAP | 4 | 27.30 |
| | | | | PAS | 1 | 10.80 |
| | | | | INDEPENDENT | - | 6.60 |
| | | | | SDP | - | 4.70 |
| | | | | PSRM | - | 3.40 |
| | | | | KITA | - | 0.10 |

PENANG (cont'd)

| ELECTION YEAR | ELECTORATE | VOTER TURNOUT # | % | PARTY | NO. OF SEATS WON | % SHARE OF VOTES |
|---------------|------------|-----------------|-------|-------------|------------------|------------------|
| 1982 | 460,387 | 354,091 | 76.91 | BN | 7 | 56.22 |
| | | | | DAP | 2 | 36.04 |
| | | | | PSRM | - | 4.63 |
| | | | | PAS | - | 2.50 |
| | | | | INDEPENDENT | - | 0.47 |
| | | | | SDP | - | 0.13 |
| 1986 | 522,194 | 381,116 | 72.98 | DAP | 6 | 39.73 |
| | | | | BN | 5 | 49.44 |
| | | | | PAS | - | 6.47 |
| | | | | PSRM | - | 3.74 |
| | | | | NASMA | - | 0.33 |
| | | | | SDP | - | 0.29 |
| 1990 | 559,223 | 429,940 | 76.88 | DAP | 6 | 40.62 |
| | | | | BN | 5 | 51.00 |
| | | | | PAS | - | 3.42 |
| | | | | PRM | - | 3.25 |
| | | | | SEMANGAT 46 | - | 1.71 |

PERAK

| ELECTION YEAR | ELECTORATE | VOTER TURNOUT # | % | PARTY | NO. OF SEATS WON | % SHARE OF VOTES |
|----------------------------|------------|-----------------|-------|-------------------------------|------------------|------------------|
| 1955 (pre-independence) | 201,364 | 168,376 | 83.62 | ALLIANCE | 9 | 68.32 |
| | | | | PAN-MALAYAN ISLAMIC PARTY | 1 | 8.13 |
| | | | | NATIONAL ASSOCIATION OF PERAK | - | 12.47 |
| | | | | INDEPENDENT | - | 3.38 |
| | | | | PERAK MALAY LEAGUE | - | 3.32 |
| | | | | LABOUR PARTY OF MALAYA | - | 0.66 |
| | | | | PERAK PROGRESSIVE PARTY | - | 0.64 |
| | | | | | | |
| 1959 | 449,969 | 314,361 | 69.90 | ALLIANCE | 15 | 49.60 |
| | | | | PPP | 4 | 26.90 |
| | | | | PAS | - | 15.40 |
| | | | | INDEPENDENT | 1 | 5.20 |
| | | | | SOCIALIST FRONT | - | 2.90 |
| 1964 | 524,487 | 417,120 | 79.50 | ALLIANCE | 18 | 55.60 |
| | | | | PPP | 2 | 16.60 |
| | | | | PAS | - | 10.50 |
| | | | | SOCIALIST FRONT | - | 8.10 |
| | | | | UDP | - | 6.50 |
| | | | | INDEPENDENT | - | 2.70 |
| 1969 | 613,572 | 448,036 | 73.00 | ALLIANCE | 9 | 43.20 |
| | | | | DAP | 5 | 16.10 |
| | | | | PPP | 4 | 18.80 |

PERAK (cont'd)

| ELECTION YEAR | ELECTORATE | VOTER TURNOUT # | % | PARTY | NO. OF SEATS WON | % SHARE OF VOTES |
|------------------|------------|--------------------|-------|-------------|---------------------|---------------------|
| | | | | PAS | 1 | 17.90 |
| | | | | GRM | 1 | 3.70 |
| | | | | INDEPENDENT | - | 0.40 |
| 1974 | 555,478 | 416,589 | 75.00 | BN | 17 | 52.20 |
| | | | | DAP | 4 | 36.20 |
| | | | | INDEPENDENT | - | 7.40 |
| | | | | PEKEMAS | - | 4.00 |
| | | | | KITA | - | 0.20 |
| 1978 | 736,963 | 569,798 | 77.30 | BN | 17 | 53.50 |
| | | | | DAP | 4 | 36.50 |
| | | | | PAS | - | 9.60 |
| | | | | INDEPENDENT | - | 0.30 |
| | | | | PEKEMAS | - | 0.10 |
| 1982 | 848,885 | 627,924 | 73.97 | BN | 21 | 61.23 |
| | | | | DAP | - | 25.41 |
| | | | | PAS | - | 13.04 |
| | | | | INDEPENDENT | - | 0.21 |
| | | | | PEKEMAS | - | 0.10 |
| 1986 | 954,180 | 650,683 | 68.19 | BN | 19 | 55.37 |
| | | | | DAP | 4 | 28.73 |
| | | | | PAS | - | 14.97 |
| | | | | SDP | - | 0.93 |
| 1990 | 1,031,380 | 725,830 | 70.37 | BN | 19 | 56.17 |
| | | | | DAP | 4 | 26.70 |
| | | | | SEMANGAT 46 | - | 11.90 |
| | | | | PAS | - | 4.87 |
| | | | | INDEPENDENT | - | 0.36 |

PAHANG

| ELECTION YEAR | ELECTORATE | VOTER TURNOUT # | % | PARTY | NO. OF SEATS WON | % SHARE OF VOTES |
|----------------------------|------------|--------------------|-------|---------------------------|---------------------|---------------------|
| 1955 (pre-independence) | 64,952 | 53,346 | 82.13 | ALLIANCE | 3 | 87.98 |
| | | | | INDEPENDENT | - | 6.08 |
| | | | | PAN-MALAYAN ISLAMIC PARTY | - | 3.75 |
| 1959 | 109,535 | 79,681 | 72.70 | ALLIANCE | 6 | 66.90 |
| | | | | SOCIALIST FRONT | - | 21.40 |
| | | | | PAS | - | 11.70 |
| 1964 | 141,592 | 109,914 | 77.60 | ALLIANCE | 6 | 71.10 |
| | | | | SOCIALIST FRONT | - | 18.20 |
| | | | | PAS | - | 10.70 |

PAHANG (cont'd)

| ELECTION YEAR | ELECTORATE | VOTER TURNOUT # | % | PARTY | NO. OF SEATS WON | % SHARE OF VOTES |
|------------------|------------|--------------------|-------|--------------|---------------------|---------------------|
| 1969 | 119,254 | 84,645 | 71.00 | ALLIANCE | 6 | 60.80 |
| | | | | PAS | - | 24.40 |
| | | | | PARTY RAKYAT | - | 14.80 |
| 1974 | 126,711 | 95,893 | 75.70 | BN | 8 | 68.20 |
| | | | | PSRM | - | 15.70 |
| | | | | DAP | - | 13.10 |
| | | | | INDEPENDENT | - | 3.00 |
| 1978 | 258,024 | 194,225 | 75.30 | BN | 8 | 66.80 |
| | | | | PAS | - | 18.50 |
| | | | | DAP | - | 8.80 |
| | | | | PSRM | - | 3.50 |
| | | | | INDEPENDENT | - | 2.40 |
| 1982 | 325,831 | 242,457 | 74.41 | BN | 8 | 60.39 |
| | | | | PAS | - | 20.12 |
| | | | | DAP | - | 17.15 |
| | | | | INDEPENDENT | - | 2.33 |
| 1986 | 380,979 | 270,879 | 71.10 | BN | 10 | 64.31 |
| | | | | PAS | - | 22.90 |
| | | | | DAP | - | 12.79 |
| 1990 | 452,997 | 336,655 | 74.32 | BN | 10 | 63.04 |
| | | | | SEMANGAT 46 | - | 20.55 |
| | | | | PAS | - | 9.28 |
| | | | | DAP | - | 7.13 |

SELANGOR

| ELECTION YEAR | ELECTORATE | VOTER TURNOUT # | % | PARTY | NO. OF SEATS WON | % SHARE OF VOTES |
|----------------------------|------------|--------------------|-------|---------------------------|---------------------|---------------------|
| 1955 (pre-independence) | 85,437 | 71,913 | 84.17 | ALLIANCE | 7 | 69.78 |
| | | | | PARTY NEGARA | - | 16.40 |
| | | | | PAN-MALAYAN ISLAMIC PARTY | - | 9.02 |
| | | | | LABOUR PARTY OF MALAYA | - | 1.42 |
| | | | | INDEPENDENT | - | 1.39 |
| 1959 | 271,360 | 199,820 | 73.60 | ALLIANCE | 9 | 44.30 |
| | | | | SOCIALIST FRONT | 5 | 30.40 |
| | | | | INDEPENDENT | - | 11.40 |
| | | | | PAS | - | 7.90 |
| | | | | PPP | - | 4.00 |
| | | | | MALAYAN PARTY | - | 2.00 |
| 1964 | 388,211 | 284,565 | 73.30 | ALLIANCE | 12 | 53.90 |
| | | | | SOCIALIST FRONT | 1 | 31.80 |
| | | | | PAP | 1 | 11.10 |
| | | | | PAS | - | 2.40 |
| | | | | PPP | - | 0.80 |

SELANGOR (cont'd)

| ELECTION YEAR | ELECTORATE | VOTER TURNOUT | | PARTY | NO. OF SEATS WON | % SHARE OF VOTES |
|------------------|------------|---------------|-------|-------------|---------------------|---------------------|
| | | # | % | | | |
| 1969 | 516,984 | 340,021 | 65.80 | ALLIANCE | 9 | 44.00 |
| | | | | DAP | 3 | 31.40 |
| | | | | GRM | 2 | 17.50 |
| | | | | PAS | - | 7.20 |
| 1974 | 290,264 | 219,413 | 75.60 | BN | 10 | 61.80 |
| | | | | DAP | 1 | 19.00 |
| | | | | PEKEMAS | - | 12.80 |
| | | | | INDEPENDENT | - | 6.40 |
| 1978 | 515,497 | 383,053 | 74.30 | BN | 10 | 57.60 |
| | | | | DAP | 1 | 30.10 |
| | | | | PAS | - | 9.90 |
| | | | | PEKEMAS | - | 1.20 |
| | | | | INDEPENDENT | - | 0.90 |
| | | | | PSRM | - | 0.30 |
| 1982 | 647,761 | 468,516 | 72.33 | BN | 11 | 63.58 |
| | | | | DAP | - | 24.30 |
| | | | | PAS | - | 7.33 |
| | | | | INDEPENDENT | - | 4.79 |
| 1986 | 763,914 | 532,312 | 69.68 | BN | 12 | 63.16 |
| | | | | DAP | 2 | 21.29 |
| | | | | PAS | - | 9.50 |
| | | | | SDP | - | 4.57 |
| | | | | NASMA | - | 1.48 |
| 1990 | 922,615 | 676,065 | 73.28 | BN | 11 | 58.19 |
| | | | | DAP | 3 | 22.36 |
| | | | | SEMANGAT 46 | - | 17.56 |
| | | | | PAS | - | 1.89 |

KUALA LUMPUR

| ELECTION YEAR | ELECTORATE | VOTER TURNOUT | | PARTY | NO. OF SEATS WON | % SHARE OF VOTES |
|------------------|------------|---------------|-------|---------------|---------------------|---------------------|
| | | # | % | | | |
| 1974 | 173,946 | 115,769 | 66.60 | BN | 2 | 44.00 |
| | | | | DAP | 2 | 37.40 |
| | | | | PEKEMAS | 1 | 18.00 |
| | | | | INDEPENDENT | - | 0.60 |
| 1978 | 261,783 | 186,160 | 71.10 | DAP | 3 | 55.00 |
| | | | | BN | 3 | 25.00 |
| | | | | PEKEMAS | - | 9.80 |
| | | | | PAS | - | 6.50 |
| | | | | INDEPENDENT | - | 2.80 |
| | | | | PARTY PEKERJA | - | 0.90 |

KUALA LUMPUR (cont'd)

| ELECTION YEAR | ELECTORATE | VOTER TURNOUT # | % | PARTY | NO. OF SEATS WON | % SHARE OF VOTES |
|------------------|------------|--------------------|-------|-------------|---------------------|---------------------|
| 1982 | 406,782 | 288,364 | 70.89 | DAP | 3 | 46.80 |
| | | | | BN | 2 | 49.84 |
| | | | | PAS | - | 2.80 |
| | | | | INDEPENDENT | - | 0.55 |
| 1986 | 473,640 | 309,301 | 65.30 | DAP | 4 | 53.28 |
| | | | | BN | 3 | 40.70 |
| | | | | PAS | - | 3.41 |
| | | | | SDP | - | 2.15 |
| | | | | NASMA | - | 0.46 |
| 1990 | 527,834 | 365,509 | 69.25 | DAP | 4 | 39.75 |
| | | | | BN | 3 | 43.11 |
| | | | | SEMANGAT 46 | - | 9.37 |
| | | | | PRM | - | 7.08 |
| | | | | INDEPENDENT | - | 0.69 |

NEGERI SEMBILAN

| ELECTION YEAR | ELECTORATE | VOTER TURNOUT # | % | PARTY | NO. OF SEATS WON | % SHARE OF VOTES |
|----------------------------|------------|--------------------|-------|-----------------|---------------------|---------------------|
| 1955 (pre-independence) | 58,132 | 50,533 | 86.93 | ALLIANCE | 3 | 82.43 |
| | | | | PARTY NEGARA | - | 14.78 |
| | | | | INDEPENDENT | - | 1.00 |
| 1959 | 95,573 | 73,403 | 76.80 | ALLIANCE | 4 | 51.90 |
| | | | | INDEPENDENT | 2 | 14.50 |
| | | | | PAS | - | 16.70 |
| | | | | SOCIALIST FRONT | - | 10.90 |
| | | | | NEGARA | - | 6.00 |
| 1964 | 152,114 | 121,711 | 80.00 | ALLIANCE | 6 | 59.30 |
| | | | | SOCIALIST FRONT | - | 22.80 |
| | | | | UDP | - | 9.90 |
| | | | | PAP | - | 4.70 |
| | | | | INDEPENDENT | - | 2.20 |
| | | | | PPP | - | 1.20 |

NEGERI SEMBILAN (cont'd)

| ELECTION YEAR | ELECTORATE | VOTER TURNOUT # | % | PARTY | NO. OF NO OF SEATS WON | % SHARE OF VOTES |
|------------------|------------|--------------------|-------|-------------|---------------------------|---------------------|
| 1969 | 143,583 | 106,867 | 74.40 | ALLIANCE | 3 | 46.40 |
| | | | | DAP | 3 | 35.50 |
| | | | | PAS | - | 16.30 |
| | | | | UMCO | - | 1.80 |
| 1974 | 121,097 | 92,879 | 76.70 | BN | 5 | 61.70 |
| | | | | DAP | 1 | 31.80 |
| | | | | INDEPENDENT | - | 2.20 |
| | | | | PSRM | - | 1.70 |
| | | | | IPPP | - | 1.50 |
| | | | | PEKEMAS | - | 1.10 |
| 1978 | 190,379 | 148,681 | 78.10 | BN | 6 | 57.60 |
| | | | | DAP | 1 | 29.40 |
| | | | | PAS | - | 7.90 |
| | | | | INDEPENDENT | - | 5.10 |
| 1982 | 261,632 | 201,646 | 77.07 | BN | 6 | 67.30 |
| | | | | PAS | - | 4.48 |
| | | | | DAP | - | 27.43 |
| | | | | INDEPENDENT | - | 0.79 |
| 1986 | 298,660 | 216,575 | 72.52 | BN | 5 | 64.44 |
| | | | | DAP | 2 | 30.34 |
| | | | | PAS | - | 5.23 |
| 1990 | 345,468 | 263,005 | 76.13 | BN | 7 | 60.24 |
| | | | | DAP | - | 23.18 |
| | | | | SEMANGAT 46 | - | 16.58 |

MALACCA

| ELECTION YEAR | ELECTORATE | VOTER TURNOUT # | % | PARTY | NO. OF SEATS WON | % SHARE OF VOTES |
|----------------------------|------------|--------------------|-------|-----------------|---------------------|---------------------|
| 1955 (pre-independence) | N59,715 | 50,885 | 87.21 | ALLIANCE | 2 | 86.26 |
| | | | | INDEPENDENT | - | 6.28 |
| | | | | PARTY NEGARA | - | 5.54 |
| 1959 | 93,737 | 75,344 | 80.40 | ALLIANCE | 3 | 58.90 |
| | | | | PAS | - | 16.10 |
| | | | | MALAYAN PARTY | 1 | 12.80 |
| | | | | SOCIALIST FRONT | - | 11.50 |
| | | | | INDEPENDENT | - | 0.70 |
| 1964 | 125,585 | 105,788 | 84.20 | ALLIANCE | 4 | 66.20 |
| | | | | SOCIALIST FRONT | - | 26.80 |
| | | | | PAS | - | 3.70 |
| | | | | PAP | - | 3.40 |
| 1969 | 147,765 | 110,332 | 74.70 | ALLIANCE | 3 | 27.80 |
| | | | | DAP | 1 | 10.00 |
| | | | | PAS | - | 11.00 |
| | | | | PARTY RAKYAT | - | 6.70 |
| | | | | INDEPENDENT | - | 1.40 |
| 1974 | 151,699 | 118,391 | 78.00 | BN | 3 | 62.50 |
| | | | | DAP | 1 | 15.50 |
| | | | | PEKEMAS | - | 11.30 |
| | | | | PSRM | - | 9.00 |
| | | | | INDEPENDENT | - | 1.70 |
| 1978 | 141,841 | 110,728 | 78.10 | BN | 4 | 55.70 |
| | | | | DAP | 1 | 32.50 |
| | | | | PAS | - | 11.80 |
| 1982 | 219,236 | 168,408 | 76.81 | BN | 3 | 64.44 |
| | | | | DAP | 1 | 21.22 |
| | | | | PAS | - | 12.34 |
| 1986 | 242,913 | 177,761 | 73.18 | BN | 4 | 58.43 |
| | | | | DAP | 1 | 32.18 |
| | | | | PAS | - | 9.39 |
| 1990 | 265,059 | 205,238 | 77.43 | BN | 4 | 60.55 |
| | | | | DAP | 1 | 17.12 |
| | | | | SEMANGAT 46 | - | 20.31 |
| | | | | PAS | - | 2.02 |

JOHOR

| ELECTION YEAR | ELECTORATE | VOTER TURNOUT # | % | PARTY | NO. OF SEATS WON | % SHARE OF VOTES |
|----------------------------|------------|--------------------|-------|-----------------|---------------------|---------------------|
| 1955 (pre-independence) | 178,422 | 144,234 | 80.84 | ALLIANCE | 8 | 84.34 |
| | | | | PARTY NEGARA | - | 13.47 |
| | | | | INDEPENDENT | - | 0.18 |
| 1959 | 280,244 | 216,027 | 77.10 | ALLIANCE | 16 | 65.70 |
| | | | | SOCIALIST FRONT | - | 14.20 |
| | | | | PARTY NEGARA | - | 9.40 |
| | | | | INDEPENDENT | - | 7.40 |
| | | | | PAS | - | 2.30 |
| 1964 | 334,359 | 270,443 | 80.90 | PPP | - | 1.00 |
| | | | | ALLIANCE | 16 | 71.70 |
| | | | | SOCIALIST FRONT | - | 22.20 |
| | | | | UDP | - | 3.70 |
| | | | | PAS | - | 1.40 |
| 1969 | 287,936 | 208,987 | 72.60 | PAP | - | 1.00 |
| | | | | ALLIANCE | 16 | 67.60 |
| | | | | DAP | - | 21.50 |
| | | | | GRM | - | 4.20 |
| | | | | PAS | - | 4.00 |
| 1974 | 290,503 | 218,079 | 75.10 | INDEPENDENT | - | 2.60 |
| | | | | BN | 16 | 71.60 |
| | | | | DAP | - | 20.60 |
| | | | | INDEPENDENT | - | 4.90 |
| | | | | PSRM | - | 2.90 |
| 1978 | 572,447 | 445,413 | 77.80 | BN | 16 | 77.30 |
| | | | | DAP | 1 | 15.10 |
| | | | | PAS | - | 7.60 |
| 1982 | 587,458 | 443,800 | 75.54 | BN | 16 | 73.70 |
| | | | | DAP | - | 16.82 |
| | | | | PSRM | - | 5.02 |
| | | | | PAS | - | 4.30 |
| | | | | INDEPENDENT | - | 0.16 |
| 1986 | 767,930 | 548,620 | 71.44 | BN | 18 | 65.72 |
| | | | | DAP | - | 17.75 |
| | | | | PSRM | - | 8.61 |
| | | | | PAS | - | 5.42 |
| | | | | SDP | - | 1.52 |
| | | | | INDEPENDENT | - | 0.97 |
| 1990 | 972,171 | 722,863 | 74.36 | BN | 18 | 61.49 |
| | | | | SEMANGAT 46 | - | 20.49 |
| | | | | DAP | - | 15.10 |
| | | | | INDEPENDENT | - | 0.39 |

LABUAN

| ELECTION YEAR | ELECTORATE | VOTER TURNOUT # | % | PARTY | NO. OF SEATS WON | % SHARE OF VOTES |
|---------------|------------|--------------------|-------|-------------|------------------|------------------|
| 1986 | 12,171 | 8,163 | 67.07 | INDEPENDENT | 1 | 64.60 |
| | | | | BN | - | 28.01 |
| | | | | BERJAYA | - | 7.38 |
| 1990 | 16,388 | 12,489 | 76.20 | BN | 1 | 59.69 |
| | | | | INDEPENDENT | - | 40.31 |

SABAH

| ELECTION YEAR | ELECTORATE | VOTER TURNOUT # | % | PARTY | NO OF SEATS WON | % SHARE OF VOTES |
|---------------|------------|--------------------|-------|-------------|-----------------|------------------|
| 1969 | 63,522 | 46,031 | 72.50 | USNO | 13 | 30.60 |
| | | | | SCA | 3 | 41.00 |
| | | | | INDEPENDENT | - | 28.30 |
| 1974 | 14,419 | 11,069 | 76.80 | BN | 16 | 60.80 |
| | | | | PEKEMAS | - | 39.20 |
| 1978 | 282,369 | 187,469 | 66.40 | BN | 14 | 51.80 |
| | | | | INDEPENDENT | 2 | 34.90 |
| | | | | DAP | 1 | 6.50 |
| | | | | PUSAKA | - | 3.10 |
| | | | | SEDAR | - | 2.50 |
| | | | | SCA | - | 0.70 |
| | | | | PEKEMAS | - | 0.50 |
| 1982 | 324,199 | 217,875 | 67.20 | BN | 10 | 52.77 |
| | | | | INDEPENDENT | 5 | 25.91 |
| | | | | DAP | 1 | 8.72 |
| | | | | PASOK | - | 7.00 |
| | | | | PCBS | - | 5.43 |
| | | | | PUSAKA | - | 0.16 |
| 1986 | 390,709 | 215,735 | 55.22 | BN | 15 | 47.42 |
| | | | | DAP | 4 | 19.40 |
| | | | | INDEPENDENT | 1 | 19.74 |
| | | | | BERJAYA | - | 9.26 |
| | | | | PAS | - | 3.91 |
| | | | | MOMOGUN | - | 0.27 |
| 1990 | 543,612 | 309,237 | 56.89 | PBS | 14 | 42.61 |
| | | | | INDEPENDENT | - | 26.87 |
| | | | | BN | 6 | 16.69 |
| | | | | DAP | - | 9.48 |
| | | | | AKAR | - | 4.21 |
| | | | | PAS | - | 0.14 |

SARAWAK

| ELECTION YEAR | ELECTORATE | VOTER TURNOUT | | PARTY | NO. OF SEATS WON | % SHARE OF VOTES |
|------------------|------------|---------------|-------|-------------|---------------------|---------------------|
| | | # | % | | | |
| 1969 | 332,737 | 265,013 | 79.60 | SNAP | 9 | 26.80 |
| | | | | ALLIANCE | 7 | 21.70 |
| | | | | SUPP | 5 | 30.20 |
| | | | | PESAKA | 2 | 12.80 |
| | | | | INDEPENDENT | 1 | 8.50 |
| 1974 | 375,882 | 282,439 | 75.10 | BN | 15 | 55.30 |
| | | | | SNAP | 9 | 43.90 |
| | | | | INDEPENDENT | - | 0.80 |
| 1978 | 385,345 | 265,712 | 68.90 | BN | 26 | 63.00 |
| | | | | SAPO | 1 | 4.00 |
| | | | | INDEPENDENT | - | 17.50 |
| | | | | PAJAR | - | 13.70 |
| | | | | UMAT | - | 1.50 |
| 1982 | 412,158 | 275,454 | 66.83 | PNRS | - | 0.50 |
| | | | | BN | 19 | 56.75 |
| | | | | INDEPENDENT | 3 | 24.49 |
| | | | | DAP | 2 | 18.16 |
| | | | | PAJAR | - | 0.53 |
| 1986 | 556,995 | 371,535 | 66.70 | SAPO | - | 0.07 |
| | | | | BN | 21 | 55.06 |
| | | | | INDEPENDENT | 2 | 25.94 |
| | | | | DAP | 1 | 18.73 |
| | | | | PLUS | - | 0.27 |
| 1990 | 703,061 | 470,541 | 66.93 | BN | 21 | 57.07 |
| | | | | INDEPENDENT | 4 | 17.93 |
| | | | | DAP | 2 | 18.95 |
| | | | | PERMAS | - | 6.01 |
| | | | | PLUS | - | 0.04 |

NOTE : % share of votes does not add up to 100 per cent due to spoilt votes and unreturned ballot papers.

CHAPTER 7

1990 - 1994 BY ELECTIONS

BY-ELECTIONS

By-elections are held as and when a state or parliamentary seat becomes vacant before the general elections. This may be due to the death, resignation or expulsion of the State Assemblyman or Member of Parliament from the party before the full term is served. In some instances, vacancy of seats came about for other reasons than those stated. One example was the by-election in Bukit Payung in Terengganu in 1992. In this instance, the state seat fell vacant when the High Court, hearing a suit initiated by a voter, declared the 1990 election in that constituency null and void.

Since 1990, there has been 20 by-elections. Nineteen were for state seats and one for parliamentary. In total, Barisan Nasional was successful in 15 state by-elections and 1 parliamentary by-election. Out of the 15 state seats, 11 seats were replacements of BN candidates while 4 represented new seats gained over the opposition. The 4 new seats gained by BN are Sulabayan and Usukan in Sabah (previously held by USNO), Bukit Payung in Terengganu (previously held by PAS) and Prai in Penang (previously held by DAP). Semangar 46 was successful in maintaining 2 state seats in the by-elections while Parti Bersatu Sabah (PBS) and Parti Islam Semalaysia (PAS) maintained the seat in Sipitang (Sabah) and Lundang (Kelantan) respectively.

1990 BY-ELECTIONS

Kedah State By-Election

Constituency : Pantai Merdeka (N.23)
Date : March 24, 1990

| | Votes | % of votes |
|---------------------------------------|----------|------------|
| Hj. Shuaib Lazim (BN) | - 10,384 | 59.24 |
| Datuk Hj. Mohamad Muslim Othman (PAS) | - 6,975 | 39.79 |
| Electorate : 25,734 | | |
| Spoilt votes : 171 | | |
| Voter turnout : 17,530 (68.12 %) | | |

The by-election was called following the death of BN State Assemblyman Ghazali Bakar on 18 February 1990.

Malacca State By-Election

Constituency : Kuala Linggi (N.1)
Date : July 29, 1990

| | Votes | % of votes |
|---------------------------------|---------|------------|
| Ibrahim Durum (BN) | - 5,447 | 85.73 |
| Abdul Ghani Long (Independent) | - 762 | 11.99 |
| Electorate : 8,900 | | |
| Spoilt votes : 145 | | |
| Voter turnout : 6,354 (71.39 %) | | |

The by-election was held following the death of BN Assemblyman Hj. Bahari Hassan on June 3, 1990.

Terengganu State By-Election

Constituency : Kijal (N.30)
Date : August 1, 1990

| | Votes | % of votes |
|----------------------------|-------------------|------------|
| Ahmad Said (BN) | - 3,658 | 64.03 |
| Ahmad Shabery Cheek (S.46) | - 1,969 | 34.47 |
| Electorate | : 7,096 | |
| Spoilt votes | : 86 | |
| Voter turnout | : 5,713 (80.51 %) | |

The by-election was held following the death of Barisan Nasional Assemblyman Hj. Mohamed Mohamed Min on June 5, 1990.

Sabah State By-Election

Constituency : Sipitang (N.38)
Date : December 7 - 8, 1990

| | Votes | % of votes |
|-------------------------------------|-------------------|------------|
| Dr. Hj. Yusof Yaakob (BN) | - 3,233 | 47.77 |
| Jamilah Sulaiman (PBS) | - 3,436 | 50.77 |
| Ismail Awang Adi @ Hadie Roy Ismadi | - 43 | 0.64 |
| Electorate | : 8,366 | |
| Spoilt votes | : 56 | |
| Voter turnout | : 6,768 (80.90 %) | |

The by-election was held following the death of Assistant Welfare Services Minister Jawawi Isa of PBS on October 29, 1990.

Sabah State By-Election

Constituency : Sulabayan (N.48)
Date : December 8, 1990

| | Votes | % of votes |
|-----------------------------------------------------|-------------------|------------|
| Abdul Salam @ Hj. Nasir Tan Sri Sakaran Dandai (BN) | - 5,181 | 53.91 |
| Marasal K.K. Lais (PBS) | - 4,264 | 44.37 |
| Electorate | : 14,897 | |
| Spoilt votes | : 165 | |
| Voter turnout | : 9,610 (64.51 %) | |

The seat was vacated by Tan Sri Hj. Sakaran Dandai following his appointment as the Land and Co-operative Development Minister. The seat was previously held by Hj. Sakaran Dandai who initially won on the USNO ticket.

1991 BY-ELECTIONS**Kedah State By-Election**

Constituency : Bayu (N.21)
 Date : May 4, 1991

| | Votes | % of votes |
|---------------------------------|--------------------|------------|
| Mohd Sibi Ahmad (BN) | - 9,545 | 60.97 |
| Mohamad @ Md Yusof Ismail (PAS) | - 5,953 | 38.03 |
| Electorate | : 20,823 | |
| Spoilt votes | : 156 | |
| Voter turnout | : 15,654 (75.18 %) | |

The by-election was held following the death of Barisan Nasional Assemblyman Datuk Hj. Seroji Harun on March 8, 1991.

Sabah State By-Election

Constituency : Usukan (N.8)
 Date : May 11, 1991

| | Votes | % of votes |
|---------------------------------------|-------------------|------------|
| Tun Datu Hj. Mustapha Datu Harun (BN) | - 5,672 | 63.53 |
| Jap Omar (PBS) | - 3,180 | 35.62 |
| Electorate | : 11,226 | |
| Spoilt votes | : 76 | |
| Voter turnout | : 8,928 (79.53 %) | |

The by-election was held after the State Legislative Assembly declared the seat vacant on March 18, 1991 following Tun Datu Hj. Mustapha's resignation from USNO to join UMNO.

Penang State By-Election

Constituency : Prai (N.9)
 Date : July 27, 1991

| | Votes | % of votes |
|--------------------|-------------------|------------|
| V. Muthusamy (BN) | - 5,182 | 53.95 |
| Karpal Singh (DAP) | - 4,320 | 44.98 |
| Electorate | : 14,092 | |
| Spoilt votes | : 103 | |
| Voter turnout | : 9,605 (68.16 %) | |

The by-election was held after the resignation of DAP State Assemblyman S. Asamaley.

Kelantan State By-Election

Constituency : Sungai Pinang (N.2)
 Date : August 24, 1991

| | Votes | % of votes |
|------------------------------------|--------------------|------------|
| Hj. Nordin Salleh (BN) | - 4,357 | 39.63 |
| Hj. Mahmud Yaakub (S.46) | - 6,351 | 57.77 |
| Wan Abdul Rahman Wan Hassan (Ind.) | - 25 | 0.23 |
| Wan Mohamed Wan Abdullah (Ind.) | - 38 | 0.35 |
| Electorate | : 15,430 | |
| Spoilt votes | : 223 | |
| Voter turnout | : 10,994 (71.25 %) | |

The by-election was held after the Kelantan Assembly declared the seat vacant under recently amended laws to outlaw party-hopping. The seat was previously held by Hj. Nordin Salleh who initially won on the S46 ticket but later switched to BN.

Kelantan State By-Election

Constituency : Limbongan (N.23)
 Date : August 24, 1991

| | Votes | % of votes |
|----------------------------------------|--------------------|------------|
| Hj. Wan Mohamed Najib Wan Mohamed (BN) | - 4,248 | 41.51 |
| Hj. Samat Mamat (S.46) | - 5,808 | 56.75 |
| Mat Hassan Jusoh (Ind.) | - 60 | 0.59 |
| Afandi Hassan (Ind.) | - 26 | 0.25 |
| Electorate | : 13,681 | |
| Spoilt votes | : 92 | |
| Voter turnout | : 10,234 (74.80 %) | |

The by-election was held after the Kelantan Assembly declared the seat vacant under recently amended laws to outlaw party-hopping. The seat was previously held by Hj. Wan Najib Wan Mohamed who won the seat initially on a S46 ticket but later switched to BN.

Malacca State By-Election

Constituency : Serkam (N.17)
 Date : December 14, 1991

| | Votes | % of votes |
|--------------------------|-------------------|------------|
| Hj. Salleh Ali (BN) | - 6,764 | 68.73 |
| Hj. Mohd Said Omar (PAS) | - 2,956 | 30.04 |
| Electorate | : 13,631 | |
| Spoilt votes | : 121 | |
| Voter turnout | : 9,841 (72.20 %) | |

The by-election was held following the death of BN State Assemblyman Ariffin Baba on November 1, 1991.

Kedah State By-Election

Constituency : Jerlun (N.2)
 Date : December 19, 1991

| | Votes | % of votes |
|----------------------------|--------------------|------------|
| Azizan @ Khalid Ahmad (BN) | - 10,742 | 51.23 |
| Hj. Halim Arshat (PAS) | - 9,958 | 47.49 |
| Electorate | : 27,823 | |
| Spoilt votes | : 270 | |
| Voter turnout | : 20,970 (75.37 %) | |

The by-election was held following the death of State Executive Councillor Datuk Yusof Abdul Rahman of BN on November 14, 1991.

1992 BY-ELECTIONSKedah Parliamentary By-Election

Constituency : Jerai (P.10)
 Date : March 4, 1992

| | Votes | % of votes |
|------------------------------|--------------------|------------|
| Hj. Badruddin Amiruldin (BN) | - 14,538 | 56.76 |
| Nasir Hj. Othman (PAS) | - 10,812 | 42.21 |
| Electorate | : 37,171 | |
| Spoilt votes | : 263 | |
| Voter turnout | : 25,613 (68.91 %) | |

The by-election was held following the death of BN Member of Parliament Ghazali Ahmad on February 5, 1992.

Terengganu State By-Election

Constituency : Bukit Payung (N.18)
 Date : April 21, 1992

| | Votes | % of votes |
|--------------------------|-------------------|------------|
| Mazlan Awang (BN) | - 4,401 | 51.67 |
| Baharuddin Mohamed (PAS) | - 4,012 | 47.11 |
| Electorate | : 10,059 | |
| Spoilt votes | : 104 | |
| Voter turnout | : 8,517 (84.67 %) | |

The by-election was called after the Kuala Terengganu High Court declared on March 1, 1992 that the results gleaned from the October 21, 1990 general election was invalid on grounds that the Election Commission had not complied with the Election Offences Act. The seat was previously held by Baharuddin Mohamed.

Sarawak State By-Election

Constituency : Batu Kawa (N.9)
 Date : September 5, 1992

| | Votes | % of votes |
|--------------------------|-------|------------|
| Alfred Yap Chin Loi (BN) | - | Unopposed |

The by-election was held following the death of Sarawak Assistant Minister of Culture, Youth and Sports Datuk Chong Kiun Kong of BN on July 28, 1992.

Note : The DAP which had contested the constituency in the 1991 state election, polled out of the race following a survey which showed that it had only 28 per cent support.

1993 BY-ELECTIONS

Pahang State By-Election

Constituency : Batu Talam (N.6)
 Date : August 28, 1993

| | Votes | % of votes |
|-------------------------------|-------------------|------------|
| Syed Ali Syed Mohamad (BN) | - 5,355 | 68.40 |
| Tengku Puji Abdul Hamid (PAS) | - 2,365 | 30.21 |
| Electorate | : 11,421 | |
| Spoilt votes | : 109 | |
| Voter turnout | : 7,829 (68.55 %) | |

The Batu Talam by-election was held following the death of the BN State Assemblyman Datuk Hj. Mazlan Idris, who was found murdered on July 22, 1993.

Terengganu State By-Election

Constituency : Kampung Raja (N.2)
 Date : October 13, 1993

| | Votes | % of votes |
|-----------------------------------|-------------------|------------|
| Mohd Noor Hussin (BN) | - 4,612 | 55.60 |
| Datuk Zakaria Abdul Rahman (S.46) | - 3,563 | 42.95 |
| Electorate | : 10,217 | |
| Spoilt votes | : 120 | |
| Voter turnout | : 8,295 (81.19 %) | |

The Kampung Raja by-election was held following the death of BN State Assemblyman Abdullah Mohamed on September 16, 1993.

1994 BY-ELECTIONS

Selangor State By-Election

Constituency : Sementa (N.14)
 Date : February 5, 1994

| | Votes | % of votes |
|-------------------------|-------------------|------------|
| Abdul Rahman Palil (BN) | - 7,898 | 79.22 |
| Mohsinon Tahir (PAS) | - 1,861 | 18.67 |
| Electorate | : 17,219 | |
| Spoilt votes | : 211 | |
| Voter turnout | : 9,970 (57.90 %) | |

The by-election was held following the death of BN State Assemblyman Abdul Samat Harun on January 9, 1994.

Kelantan State By-Election

Constituency : Lundang (N.9)
 Date : March 29, 1994

| | Votes | % of votes |
|--------------------------------|--------------------|------------|
| Mohamed Daud (PAS) | - 9,270 | 64.20 |
| Nik Abdul Rahman Nik Taib (BN) | - 5,024 | 34.79 |
| Electorate | : 19,790 | |
| Spoilt votes | : 145 | |
| Voter turnout | : 14,439 (72.96 %) | |

The by-election was held following the death of PAS State Assemblyman Mawardi Ahmad on February 11, 1994.

Selangor State By-Election

Constituency : Shahbandar Raya (N.33)
 Date : May 28, 1994

| | Votes | % of votes |
|---------------------------|-------------------|------------|
| S.S. Rajagopal (BN) | - 13,909 | 76.82 |
| Pu Palan Muthusamy (Ind.) | - 871 | 4.81 |
| Subari Saman (Ind.) | - 3,080 | 17.01 |
| Electorate | : 37,559 | |
| Spoilt votes | : 247 | |
| Voter turnout | : 18,107 (48.21%) | |

The by-election was held following the death of BN State Assemblyman Datuk T.M. Thurai on March 31, 1994.

CHAPTER 8

DETAILED RESULTS OF THE 1990 STATE ELECTION (& SABAH 1994, SARAWAK 1991)

1990 STATE ELECTION RESULTS

PERLIS

| | CONSTITUENCY | ELECTORATE | VOTER # | TURNOUT % | SPOILT VOTES | CANDIDATES/PARTY | VOTES | MAJORITY |
|------|--------------------|------------|------------|--------------|-----------------|-------------------------------------------------------------------------|-----------------------|----------|
| N.1 | TITI TINGGI | 7,828 | 5,752 | 73.48 | 159 | Tengku Yaakob (S46) Loh Yoon Foo (BN) | 2,550 2,932 | 382 |
| N.2 | BESERI | 6,916 | 5,145 | 74.39 | 176 | Nordin Hj. Abdullah (BN) Hj. Abdul Rahman Hj. Rejab (S46) | 3,286 1,676 | 1,610 |
| N.3 | ORAN | 8,279 | 6,774 | 81.82 | 280 | Ustaz Hj. Ismail Hj. Mohamad (PAS) Yazid Mat (BN) | 1,861 4,568 | 2,707 |
| N.4 | PADANG PAUH | 8,949 | 7,377 | 82.43 | 258 | Yahya Ahmad (PAS) Wan Ismail Wan Ahmad (IND) Bahari Hj. Taib (BN) | 1,742 142 4,705 | 2,963 |
| N.5 | BINTONG | 7,075 | 5,350 | 75.62 | 204 | Md Isa Sabu (BN) Murshid Hj. Mohamad (PAS) | 4,100 1,040 | 3,060 |
| N.6 | SENA | 6,246 | 4,684 | 74.99 | 131 | Cikgu Selamat Saad (BN) Shuib Hj. Mohamad (PAS) | 3,348 1,189 | 2,159 |
| N.7 | INDERA KAYANGAN | 8,341 | 6,089 | 73.00 | 201 | Lim Teng Hock (IND) Khor Liang Tee (BN) Dr. Rodzi Ramli (IND) | 136 4,016 1,660 | 2,356 |
| N.8 | KUALA PERLIS | 6,754 | 5,156 | 76.34 | 161 | Abd Karim @ Ibrahim Mat Salleh (BN) Zahri Abbas (S46) | 2,668 2,327 | 341 |
| N.9 | KAYANG | 6,504 | 4,908 | 75.46 | 223 | Che Ah @ Ramlah Long (BN) Hj. Md Zain Hamzah (S46) | 3,051 1,629 | 1,422 |
| N.10 | UTAN AJI | 5,486 | 4,348 | 79.26 | 149 | Cikgu Fadzil Mahmood (BN) Idrus Kassim (S46) | 2,708 1,491 | 1,217 |
| N.11 | KOTA RAJA | 7,723 | 5,859 | 75.86 | 204 | Abdul Hamid Pawanteh (BN) Syed Darus Syed Hashim (S46) | 3,794 1,855 | 1,939 |
| N.12 | GUAR SANJI | 6,660 | 5,124 | 76.94 | 184 | Bahari Ali (PAS) Cikgu Azib Saad (BN) | 1,755 3,167 | 1,412 |
| N.13 | KURONG ANAI | 5,216 | 4,190 | 80.33 | 110 | Hashim Hj. Jasim (PAS) Tengku Aziz Tengku Jaafar (BN) | 1,935 2,143 | 208 |
| N.14 | SANGLANG | 7,120 | 5,620 | 78.93 | 199 | Ishak Ismail (PAS) Kamarudin Ahmad (BN) | 2,640 2,777 | 137 |

KEDAH

| CONSTITUENCY | ELECTORATE | VOTER # | TURNOUT % | SPOILT VOTES | CANDIDATES/PARTY | VOTES | MAJORITY |
|--------------------------|------------|------------|--------------|-----------------|------------------------------------------------------------------------------------|-----------------------|----------|
| N.1 LANGKAWI | 18,666 | 14,740 | 78.97 | 614 | Yusuf Man (PAS) Datuk Abu Bakar Taib (BN) | 3,232 10,884 | 7,652 |
| N.2 JERLUN | 27,823 | 21,688 | 77.95 | 663 | Hj. Halim Arshat (PAS) Dato' Yusuf Abd. Rahman (BN) | 9,793 11,210 | 1,417 |
| N.3 TUNJANG | 26,365 | 20,785 | 78.83 | 881 | Hj. Abu Kasim L. Abdullah (PAS) Hj. Hanafi Ramli (BN) | 5,922 13,901 | 7,979 |
| N.4 JITRA | 25,976 | 19,862 | 76.46 | 785 | Abd. Rashid Mohd Salleh (S46) Osman Aroff (BN) | 3,982 15,083 | 11,101 |
| N.5 KUALA NERANG | 24,554 | 19,531 | 79.54 | 787 | Hj. Awang Ahmad Hj. Sulaiman (BN) Ghazali Lebai Md Saman (PAS) | 11,043 7,679 | 3,364 |
| N.6 POKOK SENJA | 20,403 | 15,782 | 77.35 | 662 | Cikgu Mahmud (PAS) Ghazali Hj. Ibrahim (BN) | 6,812 8,294 | 1,482 |
| N.7 LANGGAR | 24,388 | 18,912 | 77.55 | 467 | Syeikh Muhamad Abdullah (PAS) Syeikh Alias Hj. Mustafa (BN) | 8,547 9,898 | 1,351 |
| N.8 DERGA | 20,654 | 14,819 | 71.75 | 430 | Jayagopal Adaikkalam (IND) Basharon Hanafiah (S46) Abdul Rahman Ibrahim (BN) | 205 6,511 7,673 | 1,162 |
| N.9 ALOR MERAH | 31,018 | 22,690 | 73.15 | 619 | Dato' Azizhan Hj. Taib (BN) Chegu Nasrun Din (PAS) | 15,180 6,854 | 8,326 |
| N.10 KOTA DARULAMAN | 28,126 | 19,130 | 68.02 | 664 | George John (DAP) Dr. Ch'ng Kok Heong (BN) | 9,511 8,871 | 640 |
| N.11 ALOR JANGGUS | 21,889 | 16,658 | 76.10 | 531 | Hj. Abdul Rahman Halim (PAS) Dato' Hj. Zakaria Said (BN) | 7,867 8,244 | 377 |
| N.12 PENGKALAN KUNDOR | 21,780 | 16,265 | 74.68 | 365 | Dato' Hj. Syed Razak Hj. Syed Zain (BN) Phahrolrazi Zawawi (PAS) | 8,527 7,362 | 1,165 |
| N.13 BUKIT RAYA | 25,340 | 20,514 | 80.96 | 458 | Ustaz Fadzil Noor (PAS) Dato' Syed Mansor Barakbah (BN) | 10,923 9,094 | 1,829 |
| N.14 AYER PUTEH | 21,612 | 16,493 | 76.31 | 831 | Ustazah Fatimah Hj. Ismail (BN) Cikgu Hj. Shattri Ahmad (S46) | 9,791 5,862 | 3,929 |
| N.15 SALA | 19,357 | 14,912 | 77.04 | 411 | Ahmad Hj. Awang (BN) Ustaz Zahari (PAS) | 7,543 6,947 | 596 |

KEDAH (cont'd)

| CONSTITUENCY | ELECTORATE | VOTER # | TURNOUT % | SPOILT VOTES | CANDIDATES/PARTY | VOTES | MAJORITY |
|------------------------|------------|------------|--------------|-----------------|---------------------------------------------------------------------------------------------------|-------------------------|----------|
| N.16 YAN | 17,814 | 12,589 | 70.67 | 578 | Jamil Long (S46) Dato' Paduka Hj. Abdullah Ismail (BN) | 3,842 8,140 | 4,298 |
| N.17 GURUN | 21,562 | 15,447 | 71.64 | 597 | Abdul Majid Mar Isa (S46) Beh Heng Seong (BN) | 4,587 10,219 | 5,632 |
| N.18 TANJONG DAWAI | 29,095 | 21,994 | 75.59 | 870 | Gazali Hj. Din (PAS) Rokiah Hj. Hashim (BN) | 6,183 14,399 | 8,216 |
| N.19 JENERI | 27,259 | 21,884 | 80.28 | 719 | Dato' Hj. Mohd Huslim (PAS) Dato' Dr. Wan Azmi Ariffin (BN) Ustaz Abu Hassan Abdul (IND) | 8,695 12,069 401 | 3,374 |
| N.20 BUKIT SELAMBAU | 18,412 | 13,759 | 74.73 | 472 | Dato' Zainol Abidin Johari (S46) Badri Yunos (BN) | 4,460 8,819 | 4,359 |
| N.21 BAYU | 20,823 | 16,360 | 78.57 | 499 | Ishak Ismail (S46) Dato' Hj. Seroji Hj. Haron (BN) | 5,019 10,793 | 5,774 |
| N.22 KUPANG | 22,122 | 17,158 | 77.56 | 468 | Hj. Zainol Hj. Md Isa (BN) Ustaz Hj. Suhaimi Hj. Ahmad (PAS) | 9,345 7,332 | 2,013 |
| N.23 PANTAI MERDEKA | 27,353 | 20,475 | 74.85 | 522 | Hj. Abd. Manaf Hj. Ahmad (BN) Cikgu Azizan Hj. Maghribi (PAS) | 12,984 6,969 | 6,015 |
| N.24 TIKAM BATU | 25,430 | 17,969 | 70.66 | 668 | Mohamad Isa Mahamud (IND) Chong Kok Heong (DAP) Fu Chun Yeen (BN) | 1,712 6,064 9,525 | 3,461 |
| N.25 LUNAS | 25,458 | 18,922 | 74.33 | 830 | Hj. Mustapa Md Taib (IND) K. Murugaih (S46) Dato' Dr. S. Subramaniam (BN) | 3,272 5,502 9,258 | 3,756 |
| N.26 MERBAU PULAS | 18,644 | 13,642 | 73.17 | 609 | Mahmud Md Zain (BN) Ab. Salim Idris (S46) | 9,635 3,389 | 6,246 |
| N.27 KULIM | 26,397 | 19,078 | 72.27 | 680 | Hashim Leman (S46) Yong Pao Chak (BN) | 5,090 13,308 | 8,218 |
| N.28 BANDAR BAHARU | 19,002 | 14,606 | 76.86 | 539 | Ustaz Hassan Abd Razak (PAS) Hussain Abd Rahman (BN) | 4,127 9,940 | 5,813 |

KELANTAN

| CONSTITUENCY | ELECTORATE | VOTER # | TURNOUT % | SPOILT VOTES | CANDIDATES/PARTY | VOTES | MAJORITY |
|----------------------|------------|------------|--------------|-----------------|--------------------------------------------------------------------------------------------------|-------------------------|----------|
| N.1 GETING | 16,860 | 12,411 | 73.61 | 382 | Dato' Nik Man (S46) Cikgu Mat Nawi (BN) | 6,728 5,301 | 1,427 |
| N.2 SUNGAI PINANG | 15,632 | 12,176 | 77.89 | 397 | Nordin Salleh (S46) Hj. Muhammad Abdullah (IND) Mansor Salleh (BN) | 7,458 43 4,278 | 3,180 |
| N.3 WAKAF BHARU | 18,346 | 14,425 | 78.63 | 337 | Jaffar Che Awang (IND) Hj. Ramli Hj. Abu Bakar (PAS) Hj. Hussien Mahmood (BN) | 143 9,985 3,960 | 6,025 |
| N.4 SEMUT API | 16,191 | 12,341 | 76.22 | 326 | Tuan Guru Hj. Nik Abdul Aziz Nik Mat (PAS) Hj. Wan Mat (BN) | 9,504 2,511 | 6,993 |
| N.5 KEMUMIN | 18,671 | 14,533 | 77.84 | 323 | Cik Gu Hj. Daud (PAS) Mohd Ariffin Abdul Hamid (Abang Pin) (BN) | 9,310 4,900 | 4,410 |
| N.6 BANGGOL | 15,035 | 11,027 | 73.34 | 225 | Ismail Idris (IND) Manaf Daud (BN) Ustaz Halim (PAS) | 83 2,322 8,397 | 6,075 |
| N.7 PADANG GARONG | 20,708 | 14,582 | 70.42 | 349 | Dr. Lim Kok Tee (DAP) Wan Hashim Ahmad (BERJASA) Lim Jit Keng (BN) | 2,156 7,341 4,602 | 2,739 |
| N.8 BUNUT PAYONG | 17,822 | 13,226 | 74.21 | 299 | Dato' Ahmad Rastom (BN) Dato' Halim Mohamed (PAS) | 4,402 8,494 | 4,092 |
| N.9 LUNDANG | 17,714 | 13,575 | 76.63 | 493 | Hj. Mawardi Hj. Ahmad (PAS) Wan Muhammad Wan Ismail (IND) Cikgu Hj. Ariffin Othman (BN) | 9,354 210 3,483 | 5,871 |
| N.10 TENDONG | 13,507 | 10,786 | 79.85 | 322 | Hj. Zainuddin @ Fadhil Hj. Mohamed Nor (S46) Ismail Che Mat (BN) | 6,607 3,839 | 2,768 |
| N.11 PENGKALAN PASIR | 14,958 | 11,177 | 74.72 | 231 | Hj. Hassan Abdullah (PAS) Che Gu Hj. Hassan Pasu Mail (BN) | 6,872 4,037 | 2,835 |
| N.12 MERANTI | 13,436 | 10,261 | 76.37 | 316 | Razali Hj. Ismail (BN) Hj. Zakaria Ismail (PAS) | 3,209 6,736 | 3,527 |
| N.13 GUAL PERIOK | 14,530 | 10,763 | 74.07 | 277 | Hj. Abdul Rahman Awang (BN) Nik Mustapha Nik Loding (S46) | 3,974 6,500 | 2,526 |
| N.14 BUKIT TUKU | 14,358 | 10,812 | 75.30 | 222 | Ustaz Hj. Hussin Ibrahim (PAS) Encik Mohd Zain Ismail (BN) | 6,336 4,243 | 2,093 |
| N.15 CHETOK | 12,230 | 9,529 | 77.91 | 320 | Cikgu Abdul Rahman Hj. Ismail (IND) Hj. Hassan Mohamed (BN) Ustaz Ab. Rahman Musa (PAS) | 210 3,352 5,642 | 2,290 |

KELANTAN(cont'd)

| CONSTITUENCY | ELECTORATE | VOTER # | TURNOUT % | SPOILT VOTES | CANDIDATES/PARTY | VOTES | MAJORITY |
|-------------------|------------|------------|--------------|-----------------|---------------------------------------------------------------------------------------------|-----------------------|----------|
| N.16 SALOR | 13,584 | 11,093 | 81.66 | 334 | Hj. Ahmad Rusli Hj. Ibrahim (S46) Ustazah Zaleha Hussin (BN) Hj. Zakaria Yusoff (IND) | 6,956 3,666 137 | 3,290 |
| N.17 MULONG | 11,226 | 9,070 | 80.79 | 234 | Dr. Kamaruddin (IND) Cik Gu Kob (BN) Mohamed Shukri Hj. Ab. Rahman (PAS) | 196 2,846 5,794 | 2,948 |
| N. 18 PERINGAT | 15,455 | 12,223 | 79.09 | 377 | Cik Gu Hj. Din (BN) Ustaz Hj. Daud (PAS) Md. Bukhari Abdullah (IND) | 4,193 7,413 240 | 3,220 |
| N.19 TAWANG | 15,511 | 12,792 | 82.47 | 358 | Ustaz Hj. Idris Hj. Ahmad (PAS) Cik Gu Zainal (BN) | 8,808 3,626 | 5,182 |
| N.20 PERUPOK | 14,488 | 11,742 | 81.05 | 319 | Cik Gu Hj. Nor (BN) Hj. Omar Mohammed (PAS) | 4,179 7,221 | 3,042 |
| N.21 JELAWAT | 16,417 | 13,552 | 82.55 | 339 | Hj. Mohd Daud Jaafar (S46) Cik Gu Din (BN) Hj. Yusoff Salleh (IND) | 8,334 4,724 127 | 3,610 |
| N.22 CHERANG RUKU | 10,798 | 9,042 | 83.74 | 211 | Ustaz Man (PAS) Pak Mud (IND) Mohammed Jelani Jaafar (BN) | 5,124 155 3,540 | 1,584 |
| N.23 LIMBONGAN | 13,946 | 10,840 | 77.73 | 249 | Cikgu Hj. Agil (BN) Afandi Hassan (IND) Hj. Wan Mohd Najib (S46) | 3,359 141 7,091 | 3,732 |
| N.24 GAAL | 11,016 | 9,026 | 81.93 | 224 | Cikgu Daud Yusoff (BN) Mohamad Cik Tong (IND) Ustaz Muhammad Husain (PAS) | 2,764 122 5,837 | 3,073 |
| N.25 SELISING | 12,964 | 10,233 | 78.93 | 335 | Nik Hassan (IND) Cik Gu Bisi (PAS) Cikgu Hj. Wan Esah (BN) | 93 6,855 2,950 | 3,905 |
| N.26 KETEREH | 14,439 | 12,072 | 83.61 | 416 | Zailani (IND) Cikgu Hj. Mat Hj. Yusoff (PAS) Penggawa Hj. Ariffin (BN) | 111 6,916 3,990 | 2,926 |

KELANTAN (cont'd)

| CONSTITUENCY | ELECTORATE | VOTER # | TURNOUT % | SPOILT VOTES | CANDIDATES/PARTY | VOTES | MAJORITY |
|------------------------|------------|------------|--------------|-----------------|-------------------------------------------------------------------------------------------------------|-----------------------|----------|
| N.27 PULAI CHONDONG | 9,787 | 7,816 | 79.86 | 232 | Kapt. (B) Mohamad Noor Ahmad (S46) Abdullah Hj. Mohamed (BN) | 5,083 2,493 | 2,590 |
| N.28 BUKIT PANAU | 15,031 | 12,332 | 82.04 | 357 | Ustaz Ab. Latif (BN) Hanafi Hamat (IND) Mat Yusoff Mat Sah (PAS) | 4,322 148 7,504 | 3,182 |
| N.29 PANGLIMA BAYU | 12,684 | 10,679 | 84.19 | 268 | Shaf'i Hj. Abdul Rahman (IND) Zianon Abidin Ali (S46) Tan Sri Dato' Hj. Mohamed Ya'acob (BN) | 87 6,622 3,701 | 2,921 |
| N.30 JELI | 11,929 | 10,059 | 84.32 | 279 | Abang Soh (PAS) Ab. Samar Hj. Drahman (BN) Abdullah Sani Ismail (IND) | 6,495 3,103 61 | 3,392 |
| N.31 GUAL IPOH | 9,092 | 7,463 | 82.08 | 239 | Mat Zin Abdul Rahman (IND) Che Gu Mustafa Yaakob (BN) Tengku Alang T. Sulong (S46) | 72 2,931 4,218 | 1,287 |
| N.32 LABOK | 11,546 | 9,086 | 78.69 | 313 | Hj. Safi (BN) Wan Zahidi Hj. Wan Ismail (IND) Hj. Wan Husin (PAS) | 2,447 108 6,196 | 3,749 |
| N.33 BANGGOL JUDAH | 10,715 | 8,632 | 80.56 | 254 | Ismail Mamat (BN) Ustaz Ya (PAS) Alias Jusoh (IND) | 3,078 5,198 87 | 2,120 |
| N.34 TEMANGAN | 10,777 | 8,902 | 82.60 | 251 | Cikgu Leh (BN) Hjh. Kelthum Hj. Ahmed (S46) | 3,039 5,608 | 2,569 |
| N.35 GUCHIL | 12,546 | 9,925 | 79.11 | 304 | Mohamed Isa (BN) Wan Hasan Wan Yusof (PAS) | 3,275 6,323 | 3,048 |
| N.36 MANIK URAI | 11,007 | 8,692 | 78.97 | 245 | Zakaria Awang (IND) Hj. Wan Zaid (BN) Ismail Yaacob (PAS) | 111 2,362 5,970 | 3,608 |
| N.37 DABONG | 8,907 | 7,406 | 83.15 | 123 | Hj. Rozali Isahak (S46) Hj. Hamad Mat Jaib (BN) | 5,922 1,351 | 4,571 |
| N.38 PALOH | 13,420 | 11,358 | 84.63 | 210 | Dato' Hj. Ariffin Said (BN) Nozula Mat Diah (S46) | 2,737 8,408 | 5,671 |
| N.39 GALAS | 8,737 | 6,429 | 73.58 | 199 | Hj. Zakaria Hj. Hassan (BN) Hj. Omar Mohamed (S46) | 1,760 4,465 | 2,705 |

PENANG

| CONSTITUENCY | ELECTORATE | VOTER # | TURNOUT % | SPOILT VOTES | CANDIDATES/PARTY | VOTES | MAJORITY |
|-------------------------|------------|------------|--------------|-----------------|----------------------------------------------------------------------------|-----------------------|----------|
| N.1 PENAGA | 9,207 | 7,393 | 80.30 | 252 | Azhar Ibrahim (BN) Mohd Hamdan Hj. Abd Rahman (PAS) | 4,839 2,295 | 2,544 |
| N.2 BERTAM | 13,854 | 10,916 | 78.79 | 342 | Mohd Nor Samad (S46) Daruk Abdul Rahman Abbas (BN) | 3,252 7,306 | 4,054 |
| N.3 PINANG TUNGGAL | 8,007 | 6,650 | 83.05 | 278 | Yahaya Abdul Hamid (BN) Mohd Sani Abdullah (S46) | 4,080 2,285 | 1,795 |
| N.4 ARA RENDANG | 11,150 | 9,100 | 81.61 | 247 | Hj. Khalid Man (S46) Hj. Zakaria Bakar (BN) | 2,331 6,506 | 4,175 |
| N.5 SUNGAI DUA | 11,292 | 9,112 | 80.69 | 278 | Mohd Salleh Man (PAS) Mohammed Yusof Abdul Latib @ Abdul Latiff (BN) | 2,435 6,379 | 3,944 |
| N.6 TELOK AYER TAWAR | 12,785 | 9,881 | 77.29 | 442 | Hjh. Rokiah Bee Hassan (BN) Naser Mohd Razi (S46) | 6,711 2,547 | 4,164 |
| N.7 BAGAN JERMAL | 22,569 | 18,066 | 80.05 | 341 | Loon Kok Khoon (BN) Phee Boon Poh (DAP) | 6,463 11,244 | 4,781 |
| N.8 MAK MANDIN | 19,833 | 14,965 | 75.45 | 298 | Lim Hock Seng (DAP) Dato' Michael Chen (BN) | 7,365 7,256 | 109 |
| N.9 PRAI | 14,092 | 10,388 | 73.72 | 234 | S. Asamaley (DAP) Valli Murthusamy (BN) | 5,250 4,895 | 355 |
| N.10 SEBERANG JAYA | 15,781 | 12,404 | 78.60 | 396 | Dr. Ibrahim Saad (BN) Yeow Yu Beng (DAP) | 8,757 3,230 | 5,527 |
| N.11 PERMATANG PASIR | 13,054 | 10,708 | 82.03 | 297 | Hj. Adnan Hj. Ramli (BN) Yusoff Abdul Latib (PAS) | 7,338 3,066 | 4,272 |
| N.12 PENANTI | 11,691 | 9,171 | 78.44 | 265 | Hj. Mohd Salleh Hj. Din (S46) Ahmad Saad (BN) | 2,214 6,685 | 4,471 |
| N.13 BERAPIT | 20,247 | 15,893 | 78.50 | 302 | Wong Hang Yoke (DAP) Dr. Khaw Keng Hong (BN) | 10,110 5,316 | 4,794 |
| N.14 MACHANG BUBUK | 17,719 | 14,476 | 81.70 | 338 | Choong Ah Keoh (DAP) Goik Hock Lai (BN) A. Raman Manap (IND) | 5,545 7,497 996 | 1,952 |
| N.15 BUKIT TENGAH | 16,384 | 12,974 | 79.18 | 321 | Chian Heng Kai (DAP) Liang Thau Sang (BN) | 6,346 6,155 | 191 |
| N.16 SUNGAI BAKAP | 13,581 | 10,562 | 77.77 | 357 | Abu Harith Hj. Ahmad (S46) Dr. Goh Cheng Teik (BN) | 3,632 6,564 | 2,932 |
| N.17 JAWI | 18,646 | 14,879 | 79.85 | 440 | Chin Kooi Thoon (DAP) Teoh Kooi Sneah (BN) | 8,827 5,604 | 3,223 |

PENANG (cont'd)

| CONSTITUENCY | ELECTORATE | VOTER # | TURNOUT % | SPOILT VOTES | CANDIDATES/PARTY | VOTES | MAJORITY |
|------------------------|------------|------------|--------------|-----------------|---------------------------------------------------------|-----------------|----------|
| N.18 SUNGAI ACHEH | 10,994 | 8,572 | 77.97 | 236 | Abu Bakar Yahya (S46) Ibrahim Yaakob (BN) | 2,804 5,528 | 2,724 |
| N.19 TANJONG BUNGA | 19,362 | 14,490 | 74.84 | 316 | Dr. Koh Tsu Koon (BN) Gooi Hock Seng (DAP) | 7,585 6,573 | 1,012 |
| N.20 AYER ITAM | 21,247 | 15,730 | 74.03 | 249 | Khoo Boo Yeang (BN) Ong Hock Aun (DAP) | 6,169 9,269 | 3,100 |
| N.21 KEBUN BUNGA | 16,418 | 12,056 | 73.43 | 240 | Dr. Teng Hock Nan (BN) Ho Soon Cheng (DAP) | 5,927 5,843 | 84 |
| N.22 PADANG KOTA | 16,941 | 12,290 | 72.55 | 293 | Dr. Lim Chong Eu (BN) Lim Kit Siang (DAP) | 5,611 6,317 | 706 |
| N.23 PENGKALAN KOTA | 25,220 | 19,394 | 76.90 | 374 | Dr. Loh Hock Hun (BN) Chow Kon Yeow (DAP) | 7,666 11,336 | 3,670 |
| N.24 KAMPONG KOLAM | 18,727 | 13,784 | 73.60 | 317 | Cheah Teik Hoe (DAP) Wong Hoong Keat (BN) | 8,506 4,934 | 3,572 |
| N.25 DATO' KERAMAT | 19,797 | 14,528 | 73.38 | 253 | K. Balasundram (DAP) Dr. Denis Mark Lee (BN) | 7,591 6,660 | 931 |
| N.26 SUNGAI PINANG | 21,931 | 16,275 | 74.21 | 414 | Dr. Kang Chin Seng (BN) Karpal Singh (DAP) | 8,763 7,065 | 1,698 |
| N.27 BATU LANCHANG | 20,399 | 15,873 | 77.81 | 295 | Chua Thien Lye (BN) Tan Loo Jit (DAP) | 5,741 9,812 | 4,071 |
| N.28 BUKIT GELUGOR | 16,805 | 12,197 | 72.58 | 142 | Tan Yeap Leong (BN) Peter Paul Dason (DAP) | 4,635 7,376 | 2,741 |
| N.29 PAYA TERUBONG | 22,254 | 17,258 | 77.55 | 312 | Teoh Teik Huat (DAP) Chin Nyok Soo (BN) | 8,921 8,003 | 918 |
| N.30 BATU UBAN | 28,523 | 20,841 | 73.07 | 398 | Ahmad Nor (DAP) Kee Phaik Cheen (BN) | 8,065 12,204 | 4,139 |
| N.31 TELOK BAHANG | 14,059 | 10,553 | 75.06 | 264 | Dr. Hj. Hilmi Hj. Yahya (BN) Dr. Sanusi Othman (PRM) | 6,364 3,913 | 2,451 |
| N.32 TELOK KUMBAR | 13,085 | 10,164 | 77.68 | 310 | Ismail Mydansah (S46) Mohd Zain Hj. Omar (BN) | 3,176 6,661 | 3,485 |
| N.33 BAYAN LEPAS | 23,569 | 18,281 | 77.56 | 515 | Lim Chien Aun (BN) Hj. Mohammad Hj. Hashim (PAS) | 12,578 4,986 | 7,592 |

TERENGGANU

| CONSTITUENCY | ELECTORATE | VOTER # | TURNOUT % | SPOILT VOTES | CANDIDATES/PARTY | VOTES | MAJORITY |
|--------------|-------------------|------------|--------------|-----------------|------------------|---------------------------------------------------------------------------------------------|--------------------------------------|
| N.1 | KUALA BESUT | 8,902 | 7,452 | 83.71 | 185 | Ustaz Husain Awang (PAS) Dato' Wan Zakaria Wan Abd Rahman (BN) | 3,502 3,765 263 |
| N.2 | KAMPUNG RAJA | 9,769 | 8,279 | 84.75 | 189 | Hj. Mohd Noor Ismail (S46) Ustaz Abdullah Muhammad (BN) | 3,869 4,209 340 |
| N.3 | JERTIH | 10,206 | 8,390 | 82.21 | 207 | Hj. Abdul Majid Ahmad (BN) Ustaz Abdul Latif Mohamad (PAS) | 3,785 4,382 597 |
| N.4 | HULU BESUT | 9,267 | 7,932 | 85.59 | 193 | Daud Abd. Kadir (PAS) Hj. Daud Abu Bakar (BN) | 3,609 4,123 514 |
| N.5 | JABI | 9,046 | 7,578 | 83.75 | 192 | Hj. Hassan Hj. Said (BN) Ustaz Hj. Zahari Muhammad (PAS) | 3,174 4,210 1,036 |
| N.6 | PERMAISURI | 9,385 | 7,984 | 85.07 | 302 | Shaf'i Omar (BN) Alias Zainal (S46) | 4,792 2,883 1,909 |
| N.7 | LANGKAP | 7,417 | 6,290 | 84.81 | 191 | Ustaz Hj. Mahmood Sulaiman (PAS) Mamat Ghazalee Abd Rahman (BN) | 2,288 3,811 1,523 |
| N.8 | BATU RAKIT | 8,335 | 6,973 | 83.66 | 246 | Hussain Mohammad (IND) Dr. Abdul Wahab Ngah (BN) Zulkifli Chik (S46) | 85 4,008 2,629 1,379 |
| N.9 | TEPUH | 11,219 | 9,248 | 82.43 | 353 | Abdullah @ Wahab Said (BN) Ustaz Hj. Abu Bakar Abdullah (PAS) | 4,966 3,924 1,042 |
| N.10 | TELUK PASU | 10,125 | 8,797 | 86.88 | 137 | Ustaz Awang Abu Bakar (PAS) Ustaz Hj. Abdul Rahman Mohd (BN) | 4,011 4,642 631 |
| N.11 | SEBERANG TAKIR | 8,866 | 7,607 | 85.89 | 233 | Ustaz Hj. Yong Hj. Mahmud (S46) Dato' Hj. Abdul Rashid Ngah (BN) | 2,092 4,925 2,833 |
| N.12 | BUKIT TUNGKAL | 8,205 | 6,726 | 81.97 | 177 | Hj. Ahmad Kassim @ Ghazali Hj. Endut (BN) Hj. Adam @ Hj. Mansor Ali (S46) | 3,150 3,387 237 |
| N.13 | BANDAR | 14,369 | 10,541 | 73.36 | 262 | Hj. Harun Jusoh (PAS) Ng Chai Hing (DAP) Wong Foon Meng (BN) Ghazali Mohamad (IND) | 4,682 1,519 3,956 99 726 |
| N.14 | LADANG | 11,868 | 8,691 | 73.23 | 236 | Dato' Abu Bakar Daud (BN) Dato' Hj. Salleh Ismail (S46) | 5,178 3,211 1,967 |
| N.15 | BATU BURUK | 14,011 | 11,521 | 82.23 | 305 | Rasid Musa (IND) Wan Abd. Muttalib Embong (PAS) Hj. Zulkifli Mohd Nasir (BN) | 86 6,048 5,064 984 |
| N.16 | WAKAF MEMPELAM | 15,013 | 12,167 | 81.04 | 450 | Hj. Mohd Abdul Wahid Hj. Endut (PAS) Wan Deraman Wan Nik (IND) Abd Larif Mohd (BN) | 6,383 104 5,220 1,163 |

TERENGGANU (cont'd)

| CONSTITUENCY | ELECTORATE | VOTER # | TURNOUT % | SPOILT VOTES | CANDIDATES/PARTY | VOTES | MAJORITY |
|----------------------|------------|------------|--------------|-----------------|---------------------------------------------------------------------------------------------|-----------------------|----------|
| N.17 SERADA | 12,399 | 10,154 | 81.89 | 236 | Hj. Yusof @ Jusoh Musa (BN) Che Hashim @ Mohd Yasin (S46) Ustaz Hj. Kasim Ahmad (PAS) | 5,077 487 4,293 | 784 |
| N.18 BUKIT PAYONG | 10,059 | 8,532 | 84.82 | 212 | Ustaz Hj. Baharudin Mohd (PAS) Mazlan Awang (BN) | 4,163 4,146 | 17 |
| N.19 RU RENDANG | 10,533 | 8,815 | 83.69 | 152 | Ustaz Abdul Latif Musa (BN) Hj. Abdul Hadi Hj. Awang (PAS) | 3,897 4,750 | 853 |
| N.20 BINJAI | 9,715 | 8,373 | 86.19 | 224 | Ustaz Hj. Muhamad Ali (PAS) Hj. Muda Mamat (BN) | 3,749 4,394 | 645 |
| N.21 TELEMUNG | 7,652 | 6,764 | 88.40 | 280 | Dato' Hj. Ahmad Sidi Ismail (BN) Aziz Ahmad (S46) | 4,198 2,286 | 1,912 |
| N.22 MANIR | 8,641 | 7,396 | 85.59 | 193 | Hj. Awang Abu Bakar Sulong (BN) Hj. Harun Taib (PAS) | 3,387 3,810 | 423 |
| N.23 KUALA BERANG | 8,998 | 7,808 | 86.77 | 283 | Daud Hassan (PAS) Wan Muda Mohd (BN) | 3,080 4,433 | 1,353 |
| N.24 TANGGUL | 8,250 | 7,134 | 86.47 | 222 | Tengku Sri Paduka Raja (S46) Hj. Mustafa Muda (BN) | 3,461 3,445 | 16 |
| N.25 MERCANG | 9,745 | 8,113 | 83.25 | 335 | Dr. Muhammad Abdullah (PAS) Hj. Harun Ali (BN) | 3,804 3,962 | 158 |
| N.26 JERANGAU | 7,643 | 6,236 | 81.59 | 262 | Muda Abdullah (BN) Mohd Zawawi Abdul Ghani (S46) | 3,713 2,253 | 1,460 |
| N.27 SURA | 12,826 | 9,990 | 77.89 | 305 | Ibrahim Awang (BN) Hj. Mustafa Ali (PAS) | 5,350 4,305 | 1,045 |
| N.28 PAKA | 12,148 | 10,079 | 82.97 | 341 | Engku Bijaya Sura (BN) Ustaz Ismail Haitami (S46) | 5,557 4,172 | 1,385 |
| N.29 KEMASIK | 8,588 | 7,284 | 84.82 | 176 | Bakar Ali (BN) Yusof Hj. Tahir (PAS) | 4,756 2,347 | 2,409 |
| N.30 KIJAL | 7,620 | 6,368 | 83.57 | 142 | Ahmad Said (BN) Ustaz Hj. Awang Dagang Yusof (PAS) | 4,029 2,195 | 1,834 |
| N.31 CUKAI | 14,109 | 10,987 | 77.87 | 336 | Dato' Wan Mokhtar Ahmad (BN) Dr. Hj. Alias Abdul Rahman (S46) | 6,206 4,422 | 1,784 |
| N.32 BUKIT BANDI | 11,464 | 9,305 | 81.17 | 359 | Harun Hasan (BN) Omar Bakar (S46) | 6,153 2,788 | 3,365 |

PERAK

| | CONSTITUENCY | ELECTORATE | VOTER # | TURNOUT % | SPOILT VOTES | CANDIDATES/PARTY | VOTES | MAJORITY |
|------|---------------------|------------|------------|--------------|-----------------|---------------------------------------------------------------------------------------|--------------------------|----------|
| N.1 | TEMENGOR | 17,975 | 12,826 | 71.35 | 586 | Hj. Md. Arif Yaacob (PAS) Wan Abdullah Wan Im (BN) | 3,984 8,256 | 4,272 |
| N.2 | KENERING | 16,531 | 13,141 | 79.49 | 370 | Johan Lahamat (BN) Ustaz Hj. Yusoff Hj. Mokhtar (S46) | 6,923 4,846 | 2,077 |
| N.3 | SELAMA | 16,707 | 11,979 | 71.70 | 429 | Md. Kassim Mahmud (BN) Ahmad Yusoh (PAS) Mohamad Rodzi Awang Kecheh (IND) | 8,805 2,509 198 | 6,296 |
| N.4 | BATU KURAU | 16,762 | 12,212 | 72.86 | 463 | Raja Ahmad Zainuddin Raja Hj. Omar (BN) Kamarudin Awang Basir (PAS) | 8,307 3,422 | 4,885 |
| N.5 | TITI SERONG | 19,677 | 14,562 | 74.01 | 538 | Cikgu Khalid Abd. Hamid (PAS) Mohd Taib Hanafiah (BN) | 5,519 8,481 | 2,962 |
| N.6 | KUALA KURAU | 19,409 | 14,550 | 74.96 | 504 | Ustaz Hashim Hj. Walad (PAS) Ahmad Shariffudin Aziz (BN) Clement De Brito (DAP) | 3,628 5,910 4,493 | 1,417 |
| N.7 | ALOR PONGSU | 17,717 | 12,374 | 69.84 | 632 | Mohamed Abas (BN) Ustaz Rahmat Husin (PAS) | 7,381 4,360 | 3,021 |
| N.8 | GUNUNG SEMANGGOL | 21,117 | 15,629 | 74.01 | 613 | Samsuddin Man (BN) Ustaz Abd. Halim Ali (PAS) | 8,077 6,636 | 1,441 |
| N.9 | SAPETANG | 19,442 | 14,287 | 73.44 | 545 | Au How Cheong (BN) Ahmad Baharom (S46) | 7,899 5,801 | 2,098 |
| N.10 | CHANGKAT JERING | 22,333 | 15,907 | 71.22 | 439 | Mohamad Razlan Hj. Hamid (BN) Dr. Azizan Hj. Ismail (PAS) | 9,507 5,922 | 3,585 |
| N.11 | KAMUNTING | 29,531 | 21,906 | 74.18 | 415 | Hj. Zulkifli Hussein (BN) Dato' Khalid Nasir (S46) | 14,028 6,945 | 7,083 |
| N.12 | ASSAM KUMBANG | 33,217 | 23,397 | 70.44 | 615 | Siew Kok Kan (BN) Ong Chin Lee (IND) Lim Yan Chiow (DAP) | 6,922 3,722 12,112 | 5,190 |
| N.13 | LENGGONG | 15,542 | 10,909 | 70.19 | 303 | Hj. Talha Hj. Ismail (BN) Hj. Nuruddin Mansor (S46) | 6,867 3,711 | 3,156 |
| N.14 | LUBOK MERBAU | 17,072 | 11,791 | 69.06 | 399 | Cikgu Hilmi (PAS) Jamal Nasir Rasdi (BN) | 3,909 7,453 | 3,544 |
| N.15 | LINTANG | 17,320 | 12,019 | 69.39 | 467 | Hj. Padil Harun (BN) Mahalil Mohammad Ishak (S46) | 8,180 3,349 | 4,831 |
| N.16 | JALONG | 23,179 | 16,057 | 69.27 | 402 | Chang Ko Youn (BN) Ngoi Thiam Woh (DAP) | 6,537 9,092 | 2,555 |
| N.17 | CHEMOR | 31,470 | 22,803 | 72.46 | 698 | Mohd Saifi Hashim (S46) Tahiruddin Tahir (BN) | 8,205 13,900 | 5,695 |

PERAK (cont'd)

| CONSTITUENCY | ELECTORATE | VOTER # | TURNOUT % | SPOILT VOTES | CANDIDATES/PARTY | VOTES | MAJORITY |
|-------------------------|------------|------------|--------------|-----------------|---------------------------------------------------------------------|-----------------------|----------|
| N.18 SUNGAI ROKAM | 33,256 | 25,073 | 75.39 | 1,093 | Mazidah Zakaria (BN) Hj. Ismail Yeop Dahari (S46) | 14,812 9,168 | 5,644 |
| N.19 DERMAWAN | 36,670 | 25,487 | 69.50 | 428 | Cheng Heng Chung (BN) Mohd Asri (DAP) | 8,637 16,177 | 7,540 |
| N.20 TEBING TINGGI | 31,881 | 20,908 | 65.58 | 346 | Chan Kam (BN) Choo Sing Chye (DAP) | 6,222 14,288 | 8,066 |
| N.21 TASEK | 29,042 | 19,435 | 66.92 | 354 | Ng Yok Kooi (BN) Lau Dak Kee (DAP) | 7,736 10,994 | 3,258 |
| N.22 SUNGAI PARI | 31,418 | 20,797 | 66.19 | 434 | Yik Phooi Hong (BN) Chen Tiam Seong (DAP) | 8,704 11,591 | 2,887 |
| N.23 FALIM | 24,103 | 17,065 | 70.80 | 427 | Woon Ching Hee (BN) Lok Swee Chin (DAP) | 5,516 11,105 | 5,589 |
| N.24 LAHAT | 29,362 | 19,836 | 67.56 | 484 | Fadzlan Yahaya (DAP) Lee Kon Yin (BN) | 9,854 9,425 | 429 |
| N.25 BUKIT CHANDAN | 20,364 | 13,483 | 66.21 | 490 | Hj. Megat Tajuddin Megat Ahmad (BN) Mohd Noor Othman (S46) | 7,844 5,149 | 2,695 |
| N.26 BATU HAMPAR | 17,295 | 11,890 | 68.75 | 513 | Mohd Nor Haron (PAS) Cikgu Hj. Ali (BN) | 3,646 7,731 | 4,085 |
| N.27 PENGKALAN BHARU | 15,937 | 11,625 | 72.94 | 414 | Dato' Abd. Malik (S46) Hj. Hamdi Hj. Abu Bakar (BN) | 4,395 6,804 | 2,409 |
| N.28 PANTAI REMIS | 22,895 | 16,153 | 70.55 | 429 | Ngo Tick Wong (DAP) Wong Chong Sang (BN) | 9,868 5,836 | 4,032 |
| N.29 BELANJA | 17,466 | 12,069 | 69.10 | 458 | Dato' Hj. Hisan Ibrahim (S46) Zainab Ibrahim (BN) | 4,503 7,086 | 2,583 |
| N.30 BOTA | 19,018 | 12,807 | 67.34 | 454 | Mustapha Hakim (S46) Ahamed Hambal Yeop Majlis (BN) | 4,553 7,736 | 3,183 |
| N.31 TEJA | 20,543 | 13,854 | 67.44 | 450 | Dr. Ho Wai Cheong (BN) R.K. Muthu (DAP) | 6,543 6,847 | 304 |
| N.32 CHENDERONG | 15,804 | 10,903 | 68.99 | 401 | Dr. Song Yong Pheow (BN) Khalili Abdul Wahab (S46) | 7,322 3,166 | 4,156 |
| N.33 MALIM NAWAR | 23,422 | 15,755 | 67.27 | 435 | Dr. Chong Fah (BN) Choo Kiang Seong (DAP) | 7,516 7,778 | 262 |
| N.34 TANJUNG TUALANG | 18,351 | 12,728 | 69.36 | 366 | Chang Him Hu (IND) Lee Chee Leong (BN) Wong Yoon Choong (DAP) | 674 6,783 4,837 | 1,946 |

PERAK (cont'd)

| CONSTITUENCY | ELECTORATE | VOTER # | TURNOUT % | SPOILT VOTES | CANDIDATES/PARTY | VOTES | MAJORITY |
|-------------------------|------------|------------|--------------|-----------------|----------------------------------------------------------------------------|-----------------|----------|
| N.35 CHENDERANG | 20,843 | 14,167 | 67.97 | 846 | Ong Ka Chuan (BN) Chehvarajah A/L Ponniah (DAP) | 9,482 3,551 | 5,931 |
| N.36 AYER KUNING | 17,366 | 12,014 | 69.18 | 501 | Mustafa Abdullah (S46) Azman Mahalan (BN) | 3,851 7,627 | 3,776 |
| N.37 SUNGAI MANIK | 18,750 | 13,387 | 71.39 | 607 | Dato' Mohamed Nazri Hj. Abdul Rahim (BN) Ali Hj. Daud (PAS) | 7,777 4,958 | 2,819 |
| N.38 KAMPONG GAJAH | 19,858 | 14,119 | 71.10 | 702 | Tan Sri Dato' Seri Ramli Ngah Talib (BN) Mejar (B) Ariffen Esa (S46) | 11,579 1,792 | 9,787 |
| N.39 PANGKOR | 34,551 | 26,424 | 76.48 | 629 | Mohamed Wajdi Hj. Ishak (BN) Komander (B) Abu Hassan Usop (S46) | 15,132 8,099 | 7,033 |
| N.40 SITIawan | 25,006 | 17,047 | 68.17 | 534 | Kong Cho Ha (BN) Hu Chan You (DAP) | 7,171 9,309 | 2,138 |
| N.41 RUNGKUP | 15,499 | 10,758 | 69.41 | 525 | Kumar Simin (S46) Abdullah Hj. Ahmad (BN) | 3,459 6,762 | 3,303 |
| N.42 HUTAN MELINTANG | 19,312 | 13,250 | 68.61 | 809 | G. Rajoo (BN) M.A. Vadiveloo (S46) | 7,883 4,540 | 3,343 |
| N.43 PASIR BEDAMAR | 28,667 | 19,585 | 68.32 | 382 | Fong Fook Ming (BN) Loh Jee Mee @ Jimmy (DAP) | 7,407 11,747 | 4,340 |
| N.44 CHANGKAT JONG | 21,065 | 14,592 | 69.27 | 638 | Hj. Sulaiman Nawi (S46) Mohd Arshad Abdullah (BN) | 5,050 8,862 | 3,812 |
| N.45 SUNGKAI | 19,774 | 13,296 | 67.24 | 502 | John Richard Woodworth (DAP) S. Veerasingam (BN) | 5,010 7,757 | 2,747 |
| N.46 SLIM | 28,861 | 20,796 | 72.06 | 758 | Auzir Mohd Yaacob (S46) Junus Wahid (BN) | 5,102 14,883 | 9,781 |

PAHANG

| | CONSTITUENCY | ELECTORATE | VOTER # | TURNOUT % | SPOILT VOTES | CANDIDATES/PARTY | VOTES | MAJORITY |
|------|----------------|------------|------------|--------------|-----------------|--------------------------------------------------------------------------------------|-------------------------|----------|
| N.1 | TANAH RATA | 13,168 | 8,675 | 65.88 | 477 | Apalasamy A/L Jataliah (DAP) Law Kee Long (BN) | 3,010 5,188 | 2,178 |
| N.2 | JELAI | 7,835 | 5,615 | 71.67 | 220 | Hj. Osman Abdul Hamid (PAS) Hj. Abdullah Hj. Sulaiman (BN) | 2,144 3,251 | 1,107 |
| N.3 | BUKIT BETUNG | 8,142 | 6,065 | 74.49 | 230 | Ustaz Hj. Kasim Yahaya (PAS) Omar Othman (BN) | 2,282 3,553 | 1,271 |
| N.4 | CEKA | 9,882 | 7,081 | 71.66 | 240 | Hj. Abu Dahari Osman (BN) Ahmad Hj. Pilus (S46) | 5,002 1,839 | 3,163 |
| N.5 | BENTA | 7,588 | 5,123 | 67.51 | 280 | Dato' Zuki Kamaluddin (BN) Telukanam A/L Sinnapayan (S46) | 3,144 1,699 | 1,445 |
| N.6 | BATU TALAM | 11,241 | 8,215 | 73.08 | 375 | Tengku Puji (PAS) Mohd Mazlan Idris (BN) | 2,928 4,908 | 1,980 |
| N.7 | TERAS | 17,390 | 12,557 | 72.21 | 320 | Lip Tuck Chee (DAP) Biaw Nga @ Liaw Per Lou (BN) | 6,065 6,172 | 107 |
| N.8 | DONG | 11,970 | 8,752 | 73.12 | 426 | Md. Rusli A.B. Jalil (S46) Hj. Abdul Rahman Dato' Hj. Yeop Sendiri (BN) | 3,300 5,025 | 1,725 |
| N.9 | TAHAN | 12,903 | 10,520 | 81.53 | 283 | Cik Malik (PAS) Ahmad Bazain Mohmud (BN) | 3,858 6,377 | 2,519 |
| N.10 | TEMBELING | 10,795 | 8,303 | 76.91 | 398 | Rahimah Mohammad Kawi (BN) Hj. Abd. Rahim Yahya (S46) | 4,365 3,524 | 841 |
| N.11 | PULAU TAWAR | 13,193 | 9,567 | 72.51 | 332 | Dato' Ho Chock Keong (BN) Abu Bakar Hassan (S46) | 4,161 5,058 | 897 |
| N.12 | SUNGAI LEMBING | 16,906 | 12,866 | 76.10 | 475 | Abdul Aziz Othman (S46) Dato' Ibrahim Mohd Taib (BN) | 5,109 7,202 | 2,093 |
| N.13 | BESERAH | 19,652 | 14,419 | 73.37 | 531 | Dr. Mohamed Yusof Mohamad Ali (BN) Syed Zubaidi Syed Husin (PAS) | 8,398 5,124 | 3,274 |
| N.14 | TERUNTUM | 27,249 | 18,859 | 69.21 | 585 | Kan Tong Leong (BN) Pang Jon Kong (DAP) Ismail Mohamad (IND) | 9,368 7,047 1,753 | 2,321 |
| N.15 | PAYA BESAR | 25,432 | 19,517 | 76.74 | 820 | Tok Muda Hj. Mohd Nor Abu Bakar (BN) Ahmad Mokhtar Hj. Mohamad (S46) | 10,742 6,945 | 3,797 |
| N.16 | KUALA PAHANG | 9,680 | 7,116 | 73.51 | 379 | Ustaz Khaziri Ahmad (IND) Mohd Yusof Yaacob (S46) Drs. Ab. Manaf Abdullah (BN) | 449 1,714 4,574 | 2,860 |

PAHANG (cont'd)

| CONSTITUENCY | ELECTORATE | VOTER # | TURNOUT % | SPOILT VOTES | CANDIDATES/PARTY | VOTES | MAJORITY |
|------------------|------------|------------|--------------|-----------------|------------------------------------------------------------------------------|-----------------------|----------|
| N.17 PERAMU | 11,711 | 7,983 | 68.17 | 358 | Mohamed Rusdi Arif (PAS) Dato' Hj. Abdul Jabar Hj. Ibrahim (BN) | 2,396 5,229 | 2,833 |
| N.18 LUIT | 14,474 | 11,072 | 76.49 | 441 | Mohamed Harun (S46) Ayub Hj. Teh (BN) | 3,231 7,389 | 4,158 |
| N.19 BUKIT TAJAU | 11,589 | 9,305 | 80.29 | 304 | Salleh Abdullah (S46) Dato' Seri Hj. Mohd Khalil Yaakob (BN) | 2,632 6,360 | 3,728 |
| N.20 JENGKA | 10,717 | 9,279 | 86.58 | 163 | Zainal Hassan (BN) Ustaz Hj. Mohd Alwi Hj. Abdul Hamid (PAS) | 5,552 3,561 | 1,991 |
| N.21 CENUR | 9,039 | 6,919 | 76.55 | 228 | Tuan Mohd Aminuddin Ishak (BN) Tuan Guru Hj. Mohd Baki Othman (PAS) | 4,570 2,111 | 2,459 |
| N.22 JENDERAK | 9,880 | 7,625 | 77.18 | 373 | Dato' Hj. Abdullah Hj. Kia (BN) Bahrin Mohamad (PAS) | 5,070 2,168 | 2,902 |
| N.23 SANGGANG | 18,096 | 13,234 | 73.13 | 852 | Dr. Selva (IND) R. Sinnathamby (BN) Ng Kwi Ling (DAP) | 818 5,833 5,493 | 340 |
| N.24 LANCANG | 10,295 | 7,492 | 72.77 | 391 | Dato' Hj. Bahari Tan Sri Hj. Yahya (BN) Hj. Mohamed Saludin Omar (S46) | 4,801 2,293 | 2,508 |
| N.25 BILUT | 17,834 | 13,194 | 73.98 | 415 | Poo Yew Choy (BN) Woo Chee Wan (DAP) | 7,161 5,455 | 1,706 |
| N.26 KARAK | 16,066 | 11,727 | 72.99 | 333 | Lee Scene Kam (DAP) Loke Koon Kam (BN) | 4,061 7,133 | 3,072 |
| N.27 PELANGAI | 12,972 | 9,600 | 74.00 | 371 | Adnan Yaakob (BN) Shamsuddin Moner @ Munir (S46) | 6,231 2,915 | 3,316 |
| N.28 SEMANTAN | 13,782 | 10,145 | 73.61 | 330 | Ishak Abdullah (PAS) Mohd Sarit Hj. Yusoh (BN) | 3,768 6,026 | 2,258 |
| N.29 TERIANG | 13,785 | 10,878 | 78.91 | 346 | Mok San Hong (BN) Leong Ngah Ngah (DAP) | 5,110 5,360 | 250 |
| N.30 BERA | 19,923 | 15,672 | 78.66 | 591 | Mat Hamsi Othman (PAS) Dato' Abdul Aziz Rahman (BN) | 5,203 9,822 | 4,619 |
| N.31 CINI | 11,717 | 8,668 | 73.98 | 412 | Wan Mohamad Wan Mahussin (BN) Ab. Aziz Hj. Mohd Nor (S46) | 5,897 2,353 | 3,544 |

PAHANG (cont'd)

| CONSTITUENCY | ELECTORATE | VOTER # | TURNOUT % | SPOILT VOTES | CANDIDATES/PARTY | VOTES | MAJORITY |
|-----------------|------------|------------|--------------|-----------------|------------------------------------------------------------|----------------|----------|
| N.32 BUKIT IBAM | 17,040 | 13,633 | 80.00 | 434 | Ustaz Hj. Othman Bakar (PAS) Tuan Hj. Hasan Arifin (BN) | 3,906 9,289 | 5,383 |
| N.33 TIOMAN | 11,051 | 7,488 | 67.76 | 428 | Tok Muda Mustafar Abu Bakar (BN) Alias Sulaiman (S46) | 5,469 1,585 | 3,884 |

SELANGOR

| CONSTITUENCY | ELECTORATE | VOTER # | TURNOUT % | SPOILT VOTES | CANDIDATES/PARTY | VOTES | MAJORITY |
|--------------------------|------------|------------|--------------|-----------------|------------------------------------------------------------------------------|-----------------------|----------|
| N.1 SUNGAI AIR TAWAR | 9,527 | 6,765 | 71.00 | 382 | Dato' Hj. Zainal Dahalan (BN) Mohamad Kawaad Ngadimin (S46) | 5,191 1,187 | 4,004 |
| N.2 SABAK | 11,019 | 7,554 | 68.55 | 385 | Raja Ideris Raja Ahmad (BN) Khalid Siri (S46) Othman Mohd @ Kudu (IND) | 5,357 1,530 276 | 3,827 |
| N.3 SUNGAI BESAR | 13,215 | 9,576 | 72.46 | 465 | Hj. Husin Hj. Taib (BN) Daud Sikandar Ali (S46) | 6,350 2,735 | 3,615 |
| N.4 SUNGAI PANJANG | 10,956 | 7,923 | 72.31 | 524 | Hj. Baharuddin Arif Hj. Siri (S46) Mohd Fauzi Abdul Murad (BN) | 1,385 6,007 | 4,622 |
| N.5 SEKINCAN | 11,610 | 8,440 | 72.69 | 370 | Sim Keng Seik (BN) Hairuddin Jantan (DAP) | 4,378 3,686 | 692 |
| N.6 SUNGAI BURUNG | 10,344 | 7,342 | 70.98 | 392 | Aziz Mohd Desa (BN) Ramli Pembekal (S46) | 4,515 2,435 | 2,080 |
| N.7 KELOMPANG | 16,167 | 11,839 | 73.23 | 451 | Ramli Abd Rahman (BN) Saripudin (S46) | 8,304 3,062 | 5,242 |
| N.8 KUALA KUBU BAHARU | 14,304 | 10,195 | 71.27 | 683 | Tan Chik Poh (DAP) Wong Ah Taih (BN) | 3,669 5,565 | 1,896 |
| N.9 BATANG KALI | 16,462 | 12,510 | 75.99 | 522 | Tan Sri Datuk Muhammad Muhammad Taib (BN) Sinniah A/L Periannan (DAP) | 8,575 3,385 | 5,190 |
| N.10 SUNGAI TINGGI | 9,780 | 7,378 | 75.44 | 341 | Arbain Hassan (PAS) Hj. Yusoff Hassan (BN) | 1,822 5,210 | 3,388 |
| N.11 PERMATANG | 13,343 | 10,025 | 75.13 | 484 | Hasanudin Hj. Latif (S46) Jamaluddin Adnan (BN) | 3,317 6,214 | 2,897 |
| N.12 SERI CAHAYA | 13,572 | 10,144 | 74.74 | 443 | Datuk Hj. Mohd Shahir (S46) Suhaimi Amnan (IND) K. Sivalingam (BN) | 4,088 202 5,405 | 1,317 |
| N.13 JERAM | 14,392 | 11,007 | 76.48 | 641 | Suradi Timin (S46) Dato' Hj. Miskon Sutero (BN) | 2,779 7,587 | 4,808 |

SELANGOR (cont'd)

| CONSTITUENCY | ELECTORATE | VOTER # | TURNOUT % | SPOILT VOTES | CANDIDATES/PARTY | VOTES | MAJORITY |
|-------------------------|------------|------------|--------------|-----------------|--------------------------------------------------------------|------------------|----------|
| N.14 SEMENTA | 15,818 | 12,288 | 77.68 | 493 | S.G. Segaran (S46) Hj. Abdul Samat Hj. Harun (BN) | 4,151 7,644 | 3,493 |
| N.15 SELAT KLANG | 23,070 | 16,155 | 70.03 | 533 | Dato' Hj. Onn Hj. Ismail (BN) Hj. Aziz Hamzah (PAS) | 10,194 5,428 | 4,766 |
| N.16 RAWANG | 25,853 | 19,187 | 74.21 | 793 | Lee Sek Moah (DAP) Tang See Hang (BN) | 6,171 12,168 | 5,997 |
| N.17 GOMBAK SETIA | 28,499 | 20,630 | 72.52 | 546 | Ahmad Bahri Ab. Rahman (BN) Baharin Othman (PAS) | 15,323 4,659 | 10,664 |
| N.18 PAYA JARAS | 46,186 | 33,990 | 73.59 | 1,133 | Ali Amran Ab. Hamid (S46) Dato' Saidin Tamby (BN) | 10,055 22,642 | 12,587 |
| N.19 HULU KELANG | 22,928 | 17,013 | 74.20 | 229 | Mohd Fahmi Ibrahim (S46) Fuad Dato' Hassan (BN) | 5,077 11,585 | 6,508 |
| N.20 KERAMAT | 27,311 | 19,800 | 72.50 | 447 | Dato' Hj. Mufti Suib (BN) Ibrahim Abdullah (S46) | 12,428 6,870 | 5,558 |
| N.21 PANDAN | 38,873 | 30,197 | 77.68 | 723 | Sarjat Hj. Ali (S46) Mad Aris Mad Yusuf (BN) | 12,641 16,689 | 4,048 |
| N.22 DUSUN TUA | 20,017 | 15,666 | 78.26 | 779 | Dr. Zainal Abidin Ahmad (BN) Mohd Arhawi Mohd Anuar (S46) | 11,153 3,683 | 7,470 |
| N.23 SEMENYIH | 22,065 | 16,710 | 75.73 | 556 | Shoib Hj. Md Silin (BN) Kamaruzzaman Hj. Jamal (S46) | 10,645 5,386 | 5,259 |
| N.24 KAJANG | 22,182 | 16,856 | 75.99 | 427 | Khoo Chai Hong (BN) Dr. Tan Seng Giaw (DAP) | 6,227 10,138 | 3,911 |
| N.25 DAMANSARA UTAMA | 37,146 | 25,827 | 69.53 | 364 | N. Madhavan Nair (DAP) Lee Hwa Beng (BN) | 15,114 10,256 | 4,858 |
| N.26 TAMAN AMAN | 22,683 | 15,117 | 66.64 | 146 | Dr. Oon Hong Geok (DAP) Kam Kin Chen (BN) | 10,749 4,189 | 6,560 |
| N.27 KELANA JAYA | 38,554 | 25,837 | 67.01 | 541 | Md. Idrus Basri (S46) Hj. Megat Najmuddin Khas (BN) | 10,425 14,807 | 4,382 |
| N.28 BUKIT GASING | 29,726 | 19,687 | 66.23 | 301 | Teong Shuyan Chyuan (DAP) Soong Siew Hoong (BN) | 12,848 6,451 | 6,397 |
| N.29 LINDUNGAN | 36,021 | 24,857 | 69.11 | 561 | Mazlan Dato' Harun (S46) Kapten (B) Zahar (BN) | 9,383 14,913 | 5,530 |
| N.30 SERDANG | 32,986 | 25,089 | 76.06 | 717 | Pan Su Peng (DAP) Yap Pian Hon (BN) | 11,025 12,938 | 1,913 |
| N.31 SUBANG | 21,000 | 16,903 | 80.50 | 575 | Hj. Usulludin Jamil (S46) Dato' Hj. Abu Sujak Mahmud (BN) | 4,720 11,062 | 6,342 |

SELANGOR (cont'd)

| CONSTITUENCY | ELECTORATE | VOTER # | TURNOUT % | SPOILT VOTES | CANDIDATES/PARTY | VOTES | MAJORITY |
|-------------------------|------------|------------|--------------|-----------------|----------------------------------------------------------------------------|------------------------|----------|
| N.32 BATU TIGA | 38,172 | 28,650 | 75.05 | 693 | Drs. Yaakop Abu Hassan (PAS) Mohd Zain Sulaiman (BN) | 8,214 19,635 | 11,421 |
| N.33 SHAHBANDAR RAYA | 31,076 | 23,734 | 76.37 | 977 | T.M. Thurai (BN) A.N. Mathurai (S46) | 13,357 9,400 | 3,957 |
| N.34 KLANG BANDAR | 27,809 | 20,455 | 73.55 | 329 | Ang Thye Chin (BN) Chua Kow Eng (DAP) | 6,434 13,658 | 7,224 |
| N.35 TELUK GADUNG | 22,777 | 15,952 | 70.07 | 355 | Chew Kim Swee (DAP) Tong Yoke Seng (BN) | 8,321 7,276 | 1,045 |
| N.36 PANDAMARAN | 30,274 | 19,830 | 65.50 | 462 | Al Deligannu (DAP) Ramli Moid (IND) Teh Chang Ying (BN) | 8,616 709 10,030 | 1,414 |
| N.37 PANGLIMA GARANG | 15,430 | 12,384 | 80.26 | 552 | Tarikh Mohd Jonid (S46) Eng Hoi Choo (BN) | 6,246 5,586 | 660 |
| N.38 MORIB | 14,509 | 11,215 | 77.30 | 527 | Dato' Hj. Abu Bakar Hj. Abdul Hamid (BN) Dato' Harun Hj. Idris (S46) | 7,240 3,325 | 3,915 |
| N.39 BANTING | 18,430 | 14,500 | 78.68 | 690 | Mohd Mesari Jasman (PAS) Hjh. Fatimah Suhaimi (BN) | 4,532 9,264 | 4,732 |
| N.40 DENGKIL | 18,760 | 14,466 | 77.11 | 447 | Hj. Mohd Fauzi Shaffie (PAS) M. Sellathevan (BN) | 5,133 8,859 | 3,726 |
| N.41 SUNGAI PELIK | 15,317 | 11,512 | 75.16 | 482 | Ng Soon Por (BN) Wong Chuan How (DAP) | 6,918 4,090 | 2,828 |
| N.42 BATU LAUT | 14,502 | 11,482 | 79.17 | 363 | Sairon Hj. Abdul Hamid (BN) Nisman Yusof (S46) | 6,921 4,193 | 2,728 |

NEGERI SEMBILAN

| CONSTITUENCY | ELECTORATE | VOTER # | TURNOUT % | SPOILT VOTES | CANDIDATES/PARTY | VOTES | MAJORITY |
|-------------------|------------|------------|--------------|-----------------|-----------------------------------------------------------------------------------------|-----------------------|----------|
| N.1 PERADONG | 7,442 | 5,764 | 77.45 | 162 | Siow Mei Shin (BN) Lai Teo Kuan (DAP) | 2,458 3,140 | 682 |
| N.2 KLAWANG | 7,059 | 5,545 | 78.55 | 148 | Dato' Hj. Shamsul Bahari Mat (BN) Ibrahim Che Mat (S46) | 3,056 2,323 | 733 |
| N.3 PERTANG | 9,004 | 7,023 | 77.99 | 250 | Abd. Kadir Kassim (S46) Hj. Sharif Wahid (BN) | 3,322 3,431 | 109 |
| N.4 SUNGAI LUI | 9,777 | 8,403 | 85.94 | 242 | Abdul Muhi Abd. Wahab (S46) Anuar Rashidin (BN) | 2,946 5,168 | 2,222 |
| N.5 SERTING | 11,594 | 9,179 | 79.17 | 350 | Ibrahim Hj. Ali (BN) Zainal Maarof (S46) | 6,178 2,644 | 3,534 |
| N.6 BATU KIKIR | 6,877 | 5,154 | 74.94 | 234 | Dato' Rais Yatim (S46) Lilah Hj. Yasin (BN) | 1,833 3,077 | 1,244 |
| N.7 BAHAU | 12,381 | 9,056 | 73.14 | 211 | Wong Zee Nyok (DAP) Chong Chi Siong (BN) | 5,092 3,741 | 1,351 |
| N.8 PALONG | 14,209 | 12,094 | 85.11 | 347 | Mohd Sani Hussin (S46) Baharudin Hj. Hassan (BN) | 2,522 9,220 | 6,698 |
| N.9 GEMAS | 11,631 | 9,135 | 78.54 | 283 | Hj. Baharudin Leman (PAS) Mohamad Yassin Bakar (BN) | 1,672 7,172 | 5,500 |
| N.10 GEMENCHEH | 11,699 | 9,235 | 78.94 | 353 | Waad Hj. Mansor (BN) Hamzah Hj. Maarof (S46) | 6,239 2,633 | 3,606 |
| N.11 REPAH | 9,915 | 7,422 | 74.85 | 222 | Lay Chun Tai (BN) Abd. Malek Aman (DAP) Mej. (B) Mokhtar Hj. Sariat (IND) | 4,410 2,390 376 | 2,020 |
| N.12 KOTA | 9,392 | 7,014 | 74.68 | 333 | Shamsudin Dewa (PAS) Ahmad Apandi Johan (BN) | 717 5,961 | 5,244 |
| N.13 JUASSEH | 8,682 | 6,694 | 77.10 | 272 | Hj. Mohamad Hj. Ahmad (BN) Baharin Abdullah (S46) | 5,145 1,276 | 3,869 |
| N.14 JOHOL | 8,237 | 6,141 | 74.55 | 346 | Darus Salim Bulin (BN) Hj. Omar Hj. Othman (S46) | 4,041 1,752 | 2,289 |
| N.15 PILAH | 12,778 | 9,398 | 73.55 | 281 | Hj. Abu Zahar Dato' Nika Ujang (BN) Abu Samah Katas (S46) | 6,135 2,955 | 3,180 |
| N.16 SERI MENANTI | 7,783 | 5,743 | 73.79 | 228 | Aspan Alias (S46) Ustaz Mohamed Noh Muharam (PAS) Mohd Mokhtar Mohd Yasin (BN) | 1,402 156 3,943 | 2,541 |

NEGERI SEMBILAN (cont'd)

| CONSTITUENCY | ELECTORATE | VOTER # | TURNOUT % | SPOILT VOTES | CANDIDATES/PARTY | VOTES | MAJORITY |
|--------------------|------------|------------|--------------|-----------------|---------------------------------------------------------------------------|-------------------------|----------|
| N.17 LENGGENG | 16,785 | 12,598 | 75.05 | 396 | Hon Choon Kim (BN) Chen Hung Chong (DAP) Ajus Jais (IND) | 7,099 4,662 418 | 2,437 |
| N.18 AMPANGAN | 16,900 | 12,660 | 74.91 | 369 | Harun Ayat (S46) Puan Dermataksiah Abdul Jalil (BN) | 4,747 7,344 | 2,597 |
| N.19 RAHANG | 21,027 | 15,048 | 71.56 | 226 | Dr. S. Vijayarajnam (BN) Lee Yuen Fong (DAP) | 3,739 11,062 | 7,323 |
| N.20 SUNGAI UJONG | 20,867 | 15,343 | 73.53 | 270 | Goh Siow Huat (BN) Lim Fui Ming (DAP) Cikgu Rahmad Abd. Jalil (PAS) | 8,023 5,480 1,276 | 2,543 |
| N.21 LABU | 11,781 | 9,091 | 77.16 | 314 | Harun Selatan (S46) Sahardin Hashim (BN) | 2,679 6,096 | 3,417 |
| N.22 MAMBAU | 28,597 | 21,337 | 74.61 | 613 | Lee Kong Fee (BN) Chan Kok Wah (DAP) | 9,427 11,137 | 1,710 |
| N.23 JIMAH | 14,556 | 11,398 | 78.30 | 330 | Yeow Chai Thiam (BN) Hu Sepang (DAP) | 6,684 4,373 | 2,311 |
| N.24 RANTAU | 11,720 | 8,546 | 72.91 | 292 | Dato' Muthuppalaniappan (BN) P. Marimuthu (DAP) | 4,849 3,404 | 1,445 |
| N.25 CHEMBONG | 9,106 | 6,770 | 74.35 | 278 | Ahmad Yusof (S46) Mahzan Hamzah (BN) | 1,238 5,234 | 3,996 |
| N.26 LINGGI | 9,075 | 6,988 | 77.00 | 223 | Dato' Mohd Isa Dato' Abd Samad (BN) Hj. Jorji Harun (S46) | 5,447 1,311 | 4,136 |
| N.27 SI RUSA | 13,296 | 9,102 | 68.45 | 253 | Kho Seng Hock (DAP) M. Krishnasamy (BN) | 4,318 4,515 | 197 |
| N.28 PASIR PANJANG | 13,298 | 10,635 | 79.97 | 246 | Mustapa Manap (BN) Abdul Rahim Abd. Rahman (S46) | 7,343 1,944 | 5,399 |

MALACCA

| | CONSTITUENCY | ELECTORATE | VOTER # | TURNOUT % | SPOILT VOTES | CANDIDATES/PARTY | VOTES | MAJORITY |
|------|-------------------|------------|------------|--------------|-----------------|----------------------------------------------------------------------------------------------------|------------------------------|----------|
| N.1 | KUALA LINGGI | 8,813 | 6,890 | 78.18 | 193 | Ibrahim Durum (BN) Ishak Atan (S46) | 5,599 1,090 | 4,509 |
| N.2 | SUNGAI BAHRU | 7,783 | 6,047 | 77.69 | 205 | Hj. Mohd Ali Hj. Abd. Majid (BN) Hj. Shamsuddin Hj. Md. Ali (S46) | 4,868 972 | 3,896 |
| N.3 | MASJID TANAH | 9,609 | 7,570 | 78.78 | 236 | Tan Sri Rahim Tamby Chik (BN) Hj. Kassim Hj. Yunus (PAS) | 6,262 964 | 5,298 |
| N.4 | KELEMAK | 10,029 | 7,610 | 75.88 | 258 | Datuk Mohd Zin Hj. Abd. Ghani (BN) Hj. Abd. Karim Mohd Said (PAS) | 6,420 890 | 5,530 |
| N.5 | PULAU SEBANG | 8,906 | 6,160 | 69.17 | 239 | Poh Ah Tiam (BN) Lim Swee (DAP) | 4,325 1,586 | 2,739 |
| N.6 | KEMUNING | 8,387 | 6,616 | 78.88 | 257 | Hj. Minghat Mamut (PAS) Hj. Sahar Arpan (BN) | 1,500 4,839 | 3,339 |
| N.7 | TEBONG | 11,644 | 8,941 | 76.79 | 280 | Hj. Othman Awing (IND) N. Arunasalam (BN) R. Murugaraw (S46) | 481 5,479 2,700 | 2,779 |
| N.8 | BUKIT ASAHAN | 9,046 | 6,977 | 77.13 | 236 | Jenah Sarip (BN) Ismail Adam (S46) | 4,388 2,345 | 2,043 |
| N.9 | AYER MOLEK | 19,927 | 16,035 | 80.47 | 634 | As'ari Hj. Ibrahim (BN) Jaliluddin Hj. Abd Wahid (PAS) | 10,612 4,728 | 5,884 |
| N.10 | KRUBONG | 20,035 | 15,586 | 77.79 | 547 | Mohamad Bakar (IND) Seah Kwi Tong (BN) Ahmad Dali Abu Hassan (IND) Joseph Sta Maria (DAP) | 369 9,235 515 4,920 | 4,315 |
| N.11 | TANJONG MINYAK | 13,522 | 10,865 | 80.35 | 412 | Abas Kasim (S46) En. Yassin Hj. Mohd Sarif (BN) | 3,691 6,740 | 3,049 |
| N.12 | SUNGAI UDANG | 24,021 | 18,659 | 77.68 | 1,121 | Datuk Wira Ahmad Nordin Md. Amin (S46) Datuk Mohd Ali Mohd Rustam (BN) | 5,465 12,073 | 6,608 |
| N.13 | TRANQUERAH | 20,249 | 15,822 | 78.14 | 276 | Khooh Heng Peng (BN) Sim Tong Him (DAP) Loo Kin (IND) | 6,007 9,142 374 | 3,135 |
| N.14 | KUBU | 14,393 | 10,880 | 75.59 | 190 | Chong Tat Cheong (DAP) Yam Wai Hong (BN) | 7,626 3,053 | 4,573 |

MALACCA (cont'd)

| CONSTITUENCY | ELECTORATE | VOTER # | TURNOUT % | SPOILT VOTES | CANDIDATES/PARTY | VOTES | MAJORITY |
|--------------------|------------|------------|--------------|-----------------|--------------------------------|-------|----------|
| N.15 DURIAN DAUN | 15,474 | 11,383 | 73.56 | 214 | Yew Kok Kee (DAP) | 7,703 | 4,238 |
| | | | | | Wong Soo Tang (BN) | 3,465 | |
| N.16 BANDAR HILIR | 21,492 | 16,683 | 77.62 | 334 | Gan Boon Leong (BN) | 8,560 | 1,932 |
| | | | | | Tan Tong Chiew (DAP) | 6,628 | |
| | | | | | Abdul Jani Abbas (PAS) | 1,161 | |
| N.17 SERKAM | 13,631 | 10,783 | 79.11 | 396 | Hj. Salleh Ayolo (PAS) | 2,750 | 4,867 |
| | | | | | Hj. Arifin Hj. Baba (BN) | 7,617 | |
| N.18 AYER PANAS | 11,974 | 9,103 | 76.02 | 337 | Lim Soo Kiang (BN) | 5,878 | 3,019 |
| | | | | | Ahmad Baharuddin (S46) | 2,859 | |
| N.19 RIM | 6,778 | 5,305 | 78.27 | 165 | Hj. Jaafar Hj. Lajis (BN) | 3,835 | 2,538 |
| | | | | | Hj. Md. Shah Sahamin (S46) | 1,297 | |
| N.20 SUNGAI RAMBAI | 9,346 | 7,400 | 79.18 | 298 | Datuk Abu Zahar Hj. Isnin (BN) | 5,022 | 2,966 |
| | | | | | Abu Samah Ahmad (S46) | 2,056 | |

JOHOR

| CONSTITUENCY | ELECTORATE | VOTER # | TURNOUT % | SPOILT VOTES | CANDIDATES/PARTY | VOTES | MAJORITY |
|------------------------|------------|------------|--------------|-----------------|-----------------------------------------------|--------|----------|
| N.1 SEPINANG | 26,972 | 20,253 | 75.09 | 813 | Othman Jais (BN) | 12,406 | 5,384 |
| | | | | | Hj. Zulkernain Mohd Hussin (S46) | 7,022 | |
| N.2 JEMENTAH | 25,656 | 18,621 | 72.58 | 463 | Wong Peng Sheng (DAP) | 9,252 | 402 |
| | | | | | Gan Lian Keng (BN) | 8,850 | |
| N.3 TANGKAK | 24,561 | 18,022 | 73.38 | 871 | Yap Chik Dong (BN) | 10,483 | 3,834 |
| | | | | | Tan Teck Joon (DAP) | 6,649 | |
| N.4 SEROM | 26,813 | 19,604 | 73.11 | 998 | Hj. Mohamed Nor Mohd Rasif (S46) | 7,374 | 3,815 |
| | | | | | Hashim Ismail (BN) | 11,189 | |
| N.5 BUKIT SERAMPANG | 15,609 | 11,917 | 76.35 | 411 | Tan Sri Hj. Muhyiddin Hj. Mohd Yassin (BN) | 9,260 | 7,020 |
| | | | | | Hj. Omar Lambak (S46) | 2,240 | |
| | | | | | | | |
| N.6 JORAK | 19,427 | 14,262 | 73.41 | 647 | Abdullah Hj. Jawati (S46) | 4,926 | 3,647 |
| | | | | | Sabariah Ahmad (BN) | 8,573 | |
| N.7 TENANG | 20,240 | 15,908 | 78.60 | 805 | Bahari Haron (BN) | 9,978 | 4,854 |
| | | | | | Datin Hj. Asiah Riman (S46) | 5,124 | |
| N.8 BEKOK | 22,012 | 15,511 | 70.47 | 516 | Lim Si Cheng (BN) | 7,348 | 290 |
| | | | | | Pang Hok Liong (DAP) | 7,638 | |
| N.9 ENDAU | 15,158 | 10,352 | 68.29 | 488 | Dr. Sheikh Ibrahim Salleh (PAS) | 3,419 | 2,774 |
| | | | | | Ishak Awang (BN) | 6,193 | |
| | | | | | Hj. Hashim Bidin (IND) | 252 | |

JOHOR (cont'd)

| CONSTITUENCY | ELECTORATE | VOTER # | TURNOUT % | SPOILT VOTES | CANDIDATES/PARTY | VOTES | MAJORITY |
|-------------------------|------------|------------|--------------|-----------------|--------------------------------------------------------------------------|------------------|----------|
| N.10 TENGGAHROH | 19,359 | 14,732 | 76.10 | 771 | Lim Ser Hor (DAP) A. Singgatore (BN) | 5,348 8,613 | 3,265 |
| N.11 PALOH | 38,602 | 28,937 | 74.96 | 818 | Hoo Seong Chang (BN) Lim Kwi Siarn (DAP) | 15,486 12,102 | 3,384 |
| N.12 G. LAMBAK | 35,562 | 27,631 | 77.70 | 671 | Ng Kim Lai (BN) Khoo Ching Ong (DAP) | 14,605 12,229 | 2,376 |
| N.13 SRI MEDAN | 26,223 | 19,782 | 75.44 | 1,277 | Hj. Kusni Simoh (S46) Datin Hj. Atkah Abdullah (BN) | 7,483 10,997 | 3,514 |
| N.14 SEMERAH | 30,548 | 22,741 | 74.44 | 1,004 | Tan Teck Poh (BN) Hj. Othman Hj. Tahir (S46) | 11,377 10,336 | 1,041 |
| N.15 BUKIT NANING | 26,203 | 20,314 | 77.52 | 849 | Mazlan Abu (S46) Hj. Masiran Hj. Elias (BN) | 7,900 11,487 | 3,587 |
| N.16 MAHARANI | 21,240 | 15,357 | 72.30 | 348 | Ng Kok Hwa (BN) John Lim Wan Show (DAP) | 6,264 8,726 | 2,462 |
| N.17 PARIT BAKAR | 19,380 | 13,422 | 69.26 | 529 | Zakaria Mahadi (BN) Hj. Abd Kahar Ahmad (S46) | 6,299 6,594 | 295 |
| N.18 PARIT JAWA | 16,690 | 12,395 | 74.27 | 714 | Hj. Muntaha Hj. Kailan (BN) Hj. Suradi Sarimon (S46) | 6,794 4,887 | 1,907 |
| N.19 PARIT YAANI | 20,042 | 14,939 | 74.54 | 770 | Mohamad Hj. Aziz (BN) Mohd Saidi Taul (S46) | 10,244 3,924 | 6,320 |
| N.20 PARIT RAJA | 20,965 | 16,024 | 76.43 | 864 | Hj. Jamaludin Keling (S46) Zahar Bachik (BN) | 4,104 11,052 | 6,948 |
| N.21 PENGKARAM | 37,072 | 27,737 | 74.82 | 1,523 | Lim Hwah Beng (DAP) Dr. Chua Soi Lek (BN) | 11,053 15,161 | 4,108 |
| N.22 RENGIT | 22,764 | 16,400 | 72.04 | 982 | Ungku Hj. Mohd Nor (PAS) Hj. Zainal Abidin Mohd Zin (BN) | 4,883 10,535 | 5,652 |
| N.23 SIMPANG RENGGAM | 29,076 | 21,194 | 72.89 | 1,454 | Dato' Low Boon Hong (BN) Ariakrishnan A/L Murthu (DAP) | 13,518 6,138 | 7,380 |
| N.24 BENUT | 21,133 | 15,181 | 71.84 | 1,127 | Hjh. Khatijah Mohd Som (BN) Hj. Ambok Masek Hj. Abd Latif (PAS) 4,588 | 9,439 | 4,851 |
| N.25 KULAI | 37,367 | 27,855 | 74.54 | 787 | Khoo Chee Wat (BN) Song Sing Kwee (DAP) | 14,367 12,676 | 1,691 |
| N.26 BANDAR TENGGAH | 28,336 | 22,678 | 80.03 | 1,023 | Hj. Adam Abdul Hamid (BN) Othman Hj. Ismail (S46) | 14,890 6,745 | 8,145 |
| N.27 SEDILI | 27,895 | 21,561 | 77.29 | 1,078 | Mohamadon Abu Bakar (BN) Syed Abu Bakar Hood (S46) | 14,228 6,004 | 8,224 |

JOHOR (cont'd)

| CONSTITUENCY | ELECTORATE | VOTER # | TURNOUT % | SPOILT VOTES | CANDIDATES/PARTY | VOTES | MAJORITY |
|------------------------|------------|------------|--------------|-----------------|------------------------------------------------------------------|------------------|----------|
| N.28 PENDERANG | 32,635 | 26,797 | 82.11 | 1,031 | Hasmoni Salim (BN) Cikgu Esa Hj. Ibrahim (S46) | 21,063 4,685 | 16,378 |
| N.29 TIRAM | 33,957 | 24,697 | 72.73 | 1,408 | Mohd Shafily Yahya (S46) Hj. Ali Hassan (BN) | 7,302 15,987 | 8,685 |
| N.30 PASIR GUDANG | 45,679 | 32,905 | 72.04 | 2,229 | G.S. Nijar (PRM) K.S. Balakrishnan (BN) | 11,946 18,730 | 6,784 |
| N.31 TANJONG PUTERI | 37,798 | 26,591 | 70.35 | 970 | Mohamad Kasbi (BN) Razak Ahmad (PRM) | 14,708 10,787 | 3,921 |
| N.32 GERTAK MERAH | 27,135 | 17,402 | 64.13 | 451 | Freddie Long Hoo Hin (BN) Zahrah Yusof (S46) | 10,035 6,869 | 3,166 |
| N.33 TAMBATAN | 27,283 | 20,275 | 74.31 | 597 | Abdul Kadir Annuar (BN) Samat Atan (S46) | 12,854 6,824 | 6,030 |
| N.34 GELANG PATAH | 37,307 | 28,860 | 77.36 | 1,276 | Teu Si @ Chang See Ten (BN) Mohd Mandak Hj. Mohd Kassim (S46) | 15,821 11,763 | 4,058 |
| N.35 PULAI SEBATANG | 30,704 | 22,937 | 74.70 | 1,241 | Nasir Safar (BN) Dr. Nasir (S46) | 12,033 9,633 | 2,400 |
| N.36 KUKUP | 24,768 | 18,607 | 75.12 | 1,031 | Dato' Ahmad Abdullah (BN) Salleh Bajuri (S46) | 12,255 5,302 | 6,953 |

SABAH (1990)

| CONSTITUENCY | ELECTORATE | VOTER # | TURNOUT % | SPOILT VOTES | CANDIDATES/PARTY | VOTES | MAJORITY |
|--------------|------------|------------|--------------|-----------------|----------------------------------------------------------------------------------------------------------------------------------------------------------------------------------------|------------------------------------------------|----------|
| N.1 BANGGI | 6,104 | 4,064 | 66.58 | 102 | Datu Amirkahar Tun Datu Hj. Mustapha (USNO) Abidula Amsana (PBS) Saludin Ali Besar (BERJAYA) Eyon Anglis (AKAR) Morimbun Strujongkok (PRS) | 2,284 1,084 251 175 168 | 1,200 |
| N.2 KUDAT | 12,610 | 9,464 | 75.05 | 111 | Wong Phin Chung (PBS) Chong Kah Kiat (LDP) Yong Sze Kiun (BERJAYA) Lee Tain Shooong (PRS) Chong Jah Fah (DAP) Gurahman Hj. Lolong (IND) Willie Chong Kui Shen (AKAR) | 4,667 4,043 309 127 94 60 48 | 624 |

SABAH (1990) (cont'd)

| CONSTITUENCY | ELECTORATE | VOTER # | TURNOUT % | SPOILT VOTES | CANDIDATES/PARTY | VOTES | MAJORITY | |
|--------------|------------|------------|--------------|-----------------|------------------|-----------------------------------------------------------------------------------------------------------------------------------------------------------------------------------------------|--------------------------------------------------|-------|
| N.3 | BENGKOKA | 7,328 | 5,218 | 71.02 | 65 | Paulus Itom @ Paul Tom (PBS) Masrani Parman (USNO) Johnes Piut (PRS) Alin Dolong (BERJAYA) Molupin Mojulou (AKAR) Puddin Hj. Paitu (IND) | 2,492 2,135 261 161 71 33 | 375 |
| N.4 | MATUNGONG | 7,421 | 5,637 | 75.09 | 132 | Mathius Majihi (PBS) Mohd Rosley Asantie (AKAR) Johnny Kololong Sokuroh (PRS) Abah Mengimpal (BERJAYA) | 3,411 1,015 753 325 | 2,396 |
| N.5 | TANDEK | 6,676 | 4,978 | 74.56 | 219 | Saibul Supu (PBS) Saidi Suari (USNO) Uhot Malingka (PRS) Saibon Papalan (AKAR) Dasan Suran (BERJAYA) | 2,449 1,313 372 354 271 | 1,136 |
| N.6 | LANGKON | 6,943 | 5,036 | 72.53 | 84 | Bugie Galadam (PBS) Sampaladon Sudiki (AKAR) Micheal Madinal (PRS) Newman Gaban (IND) Kamedis Malintan (BERJAYA) | 2,804 1,048 537 311 252 | 1,756 |
| N.7 | TEMPASUK | 9,655 | 7,934 | 83.97 | 99 | Robert Ripin Minggir (PBS) Hj. Musbah Hj. Janli (USNO) Pendikar Hj. Mulia (AKAR) Hj. Mohammad Noor Hj. Mansor (BERJAYA) Jumit Panau (PRS) Mukamad Abdullah (IND) | 2,915 2,572 1,139 1,089 105 15 | 343 |
| N.8 | USUKAN | 10,710 | 8,436 | 78.77 | 91 | Tun Datu Hj. Mustapha Datu Harun (USNO) Pinjaman Hassin (PBS) Raskan Asing (BERJAYA) Edham Sakmad (AKAR) Melin Laut (PRS) Chin Ing Hing (IND) Jamrah Kantoh @ Jack (IND) | 4,805 2,148 583 407 208 106 75 | 2,657 |
| N.9 | KADAMAIA | 7,977 | 6,860 | 85.99 | 112 | Banggai Basirun (PBS) Awadnir Matanggal (USNO) Yapin Gimpoton (PRS) Meisen Sendelun (AKAR) Manik Tanggau (BERJAYA) | 4,419 1,130 935 204 60 | 3,289 |

SABAH (1990) (cont'd)

| CONSTITUENCY | ELECTORATE | VOTER # | TURNOUT % | SPOILT VOTES | CANDIDATES/PARTY | VOTES | MAJORITY |
|--------------------|------------|------------|--------------|-----------------|----------------------------------------------------------------------------------------------------------------------------------------------------------------------------------------------|-------------------------------------------------|----------|
| N.10 TAMPARULI | 8,114 | 6,657 | 82.04 | 67 | Mojiip Bumburing @ Wilfred (PBS) Ongkili James Peter, Daruk (PRS) Nori Lumpisau (USNO) Raji Mandaili (AKAR) Jonny Tanggar (BERJAYA) | 4,971 748 638 144 80 | 4,223 |
| N.11 SULAMAM | 10,250 | 8,217 | 80.17 | 61 | Hajiji Hj. Noor (USNO) Jahid Jahim (PBS) Kalakau Untol (AKAR) Aliasgar Basri (BERJAYA) Shafie Anterak (PRS) Yusof Awang Ludin (IND) Hj. Laugau Tarki Hj. Noor (IND) | 3,575 3,294 565 538 120 38 11 | 281 |
| N.12 KIULU | 7,144 | 5,579 | 78.09 | 78 | Gisin Lombut (PBS) Gaibin Ronsoi (USNO) Patrick Godoman (BERJAYA) Lakuman Gisug (PRS) Mickey Salleh (AKAR) | 3,709 893 552 255 90 | 2,816 |
| N.13 KUNDASANG | 10,016 | 7,922 | 79.09 | 183 | Ewon Ebin (PBS) Masidi Manjun (USNO) Mynoor Gingga (PRS) Samat Dimok (AKAR) Japiril Suhaimin (BERJAYA) | 4,009 2,054 1,269 212 193 | 1,955 |
| N.14 RANAU | 8,356 | 6,758 | 80.87 | 79 | Siringan Gubar (PBS) Daruk Mark Koding (AKAR) Minsuan Patoh (BERJAYA) Benedict Yasin (PRS) | 3,790 2,558 177 154 | 1,232 |
| N.15 SUGUT | 4,878 | 3,400 | 69.07 | 107 | Jublee K.K. Zen (PBS) Musa Aman (USNO) Ronald Kiandee (AKAR) Abdul Rahman Atang (BERJAYA) Julius Niyo (PRS) | 1,666 1,207 231 114 71 | 459 |
| N.16 LABUK | 7,987 | 6,059 | 78.86 | 70 | Tang Yung Hi @ Tan Yong Gee (PBS) Hamza A. Abdullah (USNO) K.K. Paul Baklin O.T. Gurandi (PRS) Hj. Salleh Hj. O.T. Oriik (BERJAYA) Ahmad Thamrin Hj. Mohd Jaini (AKAR) | 3,167 1,502 811 345 140 | 1,665 |
| N.17 SUNGAI SIBUGA | 13,494 | 8,893 | 65.09 | 121 | Thien Fui Yun (PBS) Juslie Ajirol (USNO) Mukri Taipapara (BERJAYA) Saman Hj. Gulam (AKAR) Daruk James Bernard Willie (PRS) Lai Vai Ming (LDP) | 3,908 3,823 457 260 197 127 | 85 |

SABAH (1990) (cont'd)

| CONSTITUENCY | ELECTORATE | VOTER # | TURNOUT % | SPOILT VOTES | CANDIDATES/PARTY | VOTES | MAJORITY |
|--------------------|------------|------------|--------------|-----------------|--------------------------------------------------------------------------------------------------------------------------------------------------------------------------------------------|------------------------------------------|----------|
| N.18 ELOPURA | 12,942 | 9,197 | 71.06 | 81 | Tham Nyip Shen (PBS) Chu Yin Foh (LDP) Yap Pak Leong (BERJAYA) Ang Lian Hai (DAP) | 5,543 1,584 937 908 | 3,959 |
| N.19 TANJUNG PAPAT | 11,776 | 8,350 | 70.09 | 61 | Tan Kit Sher (PBS) Fung Ket Wing (DAP) Lau Ngan Siew (LDP) Yak Pak Chau (BERJAYA) | 4,630 1,882 1,302 469 | 2,748 |
| N.20 KARAMUNTING | 11,219 | 8,216 | 73.23 | 49 | Lau Pui Keong (PBS) Ngui Kon Foh (LDP) Phang Yau Wing (DAP) Wong Tien Fatt (BERJAYA) | 4,879 2,165 692 424 | 2,714 |
| N.21 SEKONG | 11,197 | 6,865 | 61.02 | 119 | Pitting Hj. Mohd. Ali (USNO) Nahalan Damsal (PBS) Hj. Aliong Hj. Hassan (BERJAYA) Mohammad Jifli (PRS) Abdullah Ibrahim (IND) Asanar M.P. Ebrahim (IND) | 3,240 2,719 482 174 66 58 | 521 |
| N.22 SUKAU | 7,269 | 4,155 | 57.16 | 60 | Aklee Abass (USNO) Zaki Gusmiah (PBS) Adinin Bachu (BERJAYA) Mohammad Alimin Mohd. Amin (PRS) | 1,897 1,804 305 87 | 93 |
| N.23 KUAMUT | 4,710 | 3,280 | 69.06 | 60 | Joseph Sitin Saang (PBS) Hjh. Mathumah Hj. Basrah (BERJAYA) Ali Latip Taha (USNO) Ationg Tiruh (AKAR) Abdul Mait Akmad (PRS) | 1,762 709 459 148 142 | 1,053 |
| N.24 TAMBUNAN | 7,237 | 6,128 | 84.73 | 64 | Joseph Pairin Kitingan (PBS) Aling Amon (USNO) Juanis Yajuni @ Joannes Ajuni (AKAR) Jouti Ajun (PRS) Norbert Angkangon @ Zakaria Angkangon (BERJAYA) Edmund Otigil (IND) | 5,516 239 145 96 62 6 | 5,277 |
| N.25 BINGKOR | 11,007 | 8,990 | 81.67 | 76 | Lawrence Gimbang (PBS) Sapin Karno (USNO) Ajub Aman (PRS) Injon Sedomon (AKAR) Airin Sedomon @ Irene (BERJAYA) Paul Kadau (IND) | 5,223 2,493 950 117 71 55 | 2,730 |

SABAH (1990) (cont'd)

| CONSTITUENCY | ELECTORATE | VOTER # | TURNOUT % | SPOILT VOTES | CANDIDATES/PARTY | VOTES | MAJORITY |
|---------------|------------|------------|--------------|-----------------|-----------------------------------|-------|----------|
| N.26 MOYOG | 12,427 | 10,224 | 82.27 | 145 | Bernard Giluk Dompok (PBS) | 7,846 | 7,113 |
| | | | | | Matasim Lojinggon (BERJAYA) | 733 | |
| | | | | | Lawrence Sinsua (AKAR) | 589 | |
| | | | | | Peter Martin Tojipun (IND) | 365 | |
| | | | | | Bernard Ali (PRS) | 132 | |
| N.27 INANAM | 13,078 | 10,235 | 78.26 | 98 | Stephen Kinson Kutai (PBS) | 6,758 | 4,580 |
| | | | | | Lassim Abdul Rahman (USNO) | 2,178 | |
| | | | | | Fred Angelo Solibun (BERJAYA) | 658 | |
| | | | | | Kui Fatt Augustine (PRS) | 241 | |
| | | | | | Yungut Kimsang Taliban (AKAR) | 153 | |
| N.28 LIKAS | 15,453 | 11,063 | 71.05 | 92 | Liew Yun Kui (LDP) | 140 | |
| | | | | | Yong Teck Lee (PBS) | 7,347 | |
| | | | | | Hussin Abd. Wahid Dally (USNO) | 2,219 | |
| | | | | | Yan Ngai Nen (BERJAYA) | 626 | |
| | | | | | Quek Yi Than (DAP) | 416 | |
| N.29 API API | 17,894 | 13,022 | 72.77 | 55 | Yapp Lai Singh (PRS) | 176 | |
| | | | | | Chin Nyuk Fatt (LDP) | 176 | |
| | | | | | Chau Tet On (PBS) | 9,949 | |
| | | | | | Lim Guan Sing (BERJAYA) | 1,412 | |
| | | | | | Hiew King Cheu (DAP) | 1,039 | |
| N.30 SEMBULAN | 12,209 | 8,429 | 69.00 | 65 | Wong Ing Huong (LDP) | 385 | |
| | | | | | Chang Kon Fah (PRS) | 109 | |
| | | | | | Hwa King Ryh (IND) | 26 | |
| | | | | | Peter Chong On Tet (PBS) | 5,267 | |
| | | | | | Lau Yick Chiang (LDP) | 1,939 | |
| N.31 PETAGAS | 14,500 | 10,948 | 75.05 | 50 | Chong Jock Chin (BERJAYA) | 845 | |
| | | | | | Lim Nyuk Chan (PRS) | 130 | |
| | | | | | Filino Albert Alexander (AKAR) | 117 | |
| | | | | | James John @ Jamess Liguang (PBS) | 6,108 | |
| | | | | | Yahyah Hussin (USNO) | 3,450 | |
| N.32 KAWANG | 10,100 | 8,058 | 79.78 | 110 | Abdul Wahab Patail (BERJAYA) | 472 | |
| | | | | | Arif Zaman (IND) | 282 | |
| | | | | | Fung Chik Tong (LDP) | 220 | |
| | | | | | Albert Tokuzip (PRS) | 105 | |
| | | | | | Ooi Kong Eow (AKAR) | 25 | |
| | | | | | Irene Daphne Pritchard (PBS) | 3,956 | 687 |
| | | | | | James Hj. Ghani (USNO) | 3,269 | |
| | | | | | Wenches Lajingah (IND) | 383 | |
| | | | | | Kasim Salleh (BERJAYA) | 209 | |
| | | | | | Kefli Safar (PRS) | 65 | |
| | | | | | George Mikil (AKAR) | 58 | |
| | | | | | | | |
| | | | | | | | |
| | | | | | | | |
| | | | | | | | |

SABAH (1990) (cont'd)

| CONSTITUENCY | ELECTORATE | VOTER # | TURNOUT % | SPOILT VOTES | CANDIDATES/PARTY | VOTES | MAJORITY |
|-------------------|------------|------------|--------------|-----------------|------------------------------------------------|-------|----------|
| N.33 BUANG SAYANG | 11,726 | 9,364 | 79.08 | 55 | Cladius Sundang @ Claudius Sundang Alex (PBS) | 4,382 | 421 |
| | | | | | Abdul Rahim Ismail (USNO) | 3,961 | |
| | | | | | Ahmad Nunsu Hj. Mahali (BERJAYA) | 852 | |
| | | | | | Mit Dahlan Johari (PRS) | 78 | |
| | | | | | Amatus Bernadus Anjun (AKAR) | 32 | |
| N.34 BONGAWAN | 9,882 | 7,920 | 80.14 | 86 | Karim Bujang (USNO) | 3,631 | 127 |
| | | | | | Abd. Ghani Bidin (PBS) | 3,504 | |
| | | | | | Ibrahim Kaladi (BERJAYA) | 328 | |
| | | | | | Sukaيمي Suradi (PRS) | 194 | |
| | | | | | Yusoff Mohd. Saif (AKAR) | 169 | |
| N.35 KUALA PENYU | 8,444 | 7,168 | 84.83 | 93 | Wences Angang (PBS) | 3,730 | 993 |
| | | | | | Johan O.T. Ghani (USNO) | 2,737 | |
| | | | | | Awang Damir Awang Othman (BERJAYA) | 311 | |
| | | | | | Maslin Mohd. Hashim (PRS) | 163 | |
| | | | | | Engkuan Eyong (AKAR) | 129 | |
| N.36 KLIAS | 9,048 | 7,125 | 78.07 | 76 | Lajim Ukin (PBS) | 3,679 | 791 |
| | | | | | Azizah Mohd Dun (USNO) | 2,888 | |
| | | | | | Loi Siang Tong (BERJAYA) | 348 | |
| | | | | | Duin Banang (AKAR) | 111 | |
| N.37 LUMADAN | 7,910 | 6,215 | 78.57 | 118 | Dayang Mahani Pengiran Hj. Ahmad Raffae (USNO) | 2,916 | 910 |
| | | | | | Moktani Hj. Lawi (PBS) | 2,006 | |
| | | | | | Edin Hj. Ansim (BERJAYA) | 1,083 | |
| | | | | | Mohd Taw Md. Yusof (PRS) | 92 | |
| N.38 SIPITANG | 7,741 | 6,366 | 82.02 | 76 | Jawawi Hj. Isa (PBS) | 2,437 | 276 |
| | | | | | Yusuf Jacob (USNO) | 2,161 | |
| | | | | | Harris Mohd. Salleh (BERJAYA) | 969 | |
| | | | | | Othman Dato Hj. Mohd Yassin (IND) | 597 | |
| | | | | | Pius Ganang (AKAR) | 86 | |
| | | | | | Ramlah Rammelán (PRS) | 35 | |
| N.39 TENON | 8,044 | 6,217 | 77.29 | 60 | Kadoh Agundong (PBS) | 3,924 | 3,214 |
| | | | | | Jinuín Jimin (PRS) | 800 | |
| | | | | | Wong Yit Ming (LDP) | 590 | |
| | | | | | Leong Chan Chu (USNO) | 473 | |
| | | | | | Peter Yee Fong Su (BERJAYA) | 206 | |
| | | | | | Gamparon Lajah (IND) | 101 | |
| | | | | | Ramli Kumbang (AKAR) | 54 | |
| N.40 KEMABONG | 6,694 | 5,438 | 81.23 | 88 | Esar Andamas (PBS) | 3,636 | 2,824 |
| | | | | | Bernard Wong Chung Ngin (USNO) | 812 | |
| | | | | | Andayol Ampuli (BERJAYA) | 585 | |
| | | | | | Enggau Garinang (AKAR) | 163 | |
| | | | | | Mutang Dawat (PRS) | 153 | |

SABAH (1990) (cont'd)

| CONSTITUENCY | ELECTORATE | VOTER # | TURNOUT % | SPOILT VOTES | CANDIDATES/PARTY | VOTES | MAJORITY |
|------------------|------------|------------|--------------|-----------------|------------------------------------------------------------------------------------------------------------------------------------------------------------------------------------------------------------------------------------|-----------------------------------------------------------|----------|
| N.41 SOOK | 12,172 | 9,692 | 79.63 | 78 | Joseph Kurup (PBS) Rizalman Abdullah (USNO) Demson Tom (PRS) Michelan Adrain Robert (BERJAYA) | 7,026 1,814 497 256 | 5,212 |
| N.42 NABAWAN | 4,771 | 3,682 | 77.01 | 66 | Adut Sigoh (PBS) Zaiton Anik (USNO) James Robert (BERJAYA) | 2,673 822 121 | 1,851 |
| N.43 MEROTAI | 15,197 | 11,061 | 72.78 | 144 | Mohd. Said Senang (USNO) S. Abas S Ali (PBS) Ramllee Rashida (BERJAYA) Rosaidy Landang (PRS) | 5,372 3,940 1,202 164 | 1,432 |
| N.44 SRI TANJONG | 18,752 | 13,933 | 74.03 | 83 | Lim Yun Sang @ Micheal Lim (PBS) Aziz Abdullah Wong (USNO) Hue Min Kong (LDP) Lee Show Fui (DAP) Dr. Chang Chan Lap (BERJAYA) Cheah Nget Min (IND) Wong Sze Phin (IND) Henry John Patrick Lai Nam Yeung (PRS) | 7,875 2,667 1,251 848 805 166 122 64 | 5,208 |
| N.45 LAHAD DATU | 16,799 | 11,721 | 69.77 | 161 | Askalani Abdul Rahim (USNO) Mohamaddin Ketepi (PBS) Tutik Garuda (IND) Chin Yun Fook (BERJAYA) Pang Yee Yun (LDP) | 5,054 4,781 831 694 187 | 273 |
| N.46 KUNAK | 10,976 | 7,650 | 69.69 | 177 | Salim Bachu (USNO) William Chiuah (PBS) Mahmud Hj. Mansor (BERJAYA) Mohd Saip Abdul Garang (IND) Musa Nasir (PRS) Taasim Salasa (IND) | 3,305 2,404 1,435 153 130 43 | 901 |
| N.47 BALUNG | 15,276 | 11,189 | 73.24 | 291 | Datu Ismail Datu Jook (USNO) Ahmad Bahrom Hj. Abu Bakar Titingan (PBS) Light Nanis (BERJAYA) Liew Chiew Chai (LDP) Tandek Sedah (PRS) | 4,892 4,841 807 214 95 | 51 |
| N.48 SULABAYAN | 14,240 | 9,994 | 70.18 | 246 | Datuk Hj. Sakaran Dandai (USNO) N.C. Datuk Eranza Datuk Hj. Saribu (PBS) Basali Tarireh (BERJAYA) Hj. Abdul Rajak Hj. Palah (PRS) Bakal Manduan (IND) | 4,977 2,660 1,820 170 103 | 2,317 |

SABAH (1994)

| CONSTITUENCY | ELECTORATE | VOTER # | TURNOUT % | SPOILT VOTES | CANDIDATES/PARTY | VOTES | MAJORITY |
|----------------|------------|------------|--------------|-----------------|-------------------------------------|-------|----------|
| N.1 BANGGI | 6,555 | 4,621 | 70.50 | 67 | Datu Amirkahar Mustapha (PBS) | 2,335 | 347 |
| | | | | | Abdul Mijal Unaini (BN) | 1,988 | |
| | | | | | Abidula Amsana (IND) | 94 | |
| | | | | | Napson Tahir (BERSEKUTU) | 93 | |
| | | | | | Saraban Lehiman (SETIA) | 44 | |
| N.2 KUDAT | 15,298 | 11,031 | 72.21 | 147 | Kong Hong Ming (BN) | 5,476 | 279 |
| | | | | | Datuk Wong Phin Chung (PBS) | 5,197 | |
| | | | | | Mohd Hairul Ebuk (BERSEKUTU) | 123 | |
| | | | | | Chin Ket Phin @ Abdul Halim (SETIA) | 59 | |
| | | | | | Datuk Taulani Jalaluddin (IND) | 29 | |
| N.3 BENGKOKA | 9,003 | 6,285 | 70.00 | 96 | Masrani Parman (BN) | 3,511 | 833 |
| | | | | | Paul Tom Imbayan (PBS) | 2,678 | |
| N.4 MATUNGONG | 8,350 | 4,277 | 75.17 | 87 | Markus Majihi (PBS) | 3,826 | 1,843 |
| | | | | | Jelin Dasanap @ Jelani Hamdan (BN) | 1,983 | |
| | | | | | Henry Madatang (IND) | 344 | |
| | | | | | Apin Santi (IND) | 37 | |
| N.5 TANDEK | 6,938 | 5,341 | 79.50 | 80 | Saibul Supu (PBS) | 2,926 | 668 |
| | | | | | Saidi Suari (BN) | 2,258 | |
| | | | | | Baintin Adun (IND) | 77 | |
| N.6 LANGKON | 7,677 | 5,727 | 74.60 | 50 | Dr. Maximus Ongkili (PBS) | 4,171 | 2,719 |
| | | | | | Newman Gaban (BN) | 1,452 | |
| | | | | | Lincon Luwing (IND) | 54 | |
| N.7 TEMPASUK | 10,858 | 8,474 | 79.38 | 121 | Pandikar Amin Mulia (BN) | 4,142 | 947 |
| | | | | | Dausin Pangalin (PBS) | 3,195 | |
| | | | | | Suwah Buleh (IND) | 1,016 | |
| N.8 USUKAN | 12,452 | 10,277 | 82.61 | 103 | Mohd Salleh Mohd Said (BN) | 6,274 | 2,683 |
| | | | | | Badaruddin Mustapha (PBS) | 3,591 | |
| | | | | | Semat Abdul Karim (SETIA) | 159 | |
| | | | | | Salisi Ukoh (IND) | 150 | |
| N.9 KEDAMALAN | 8,945 | 7,632 | 85.37 | 66 | Bagai Basiron (PBS) | 5,127 | 3,032 |
| | | | | | Awadnir Mohd Alaudin (BN) | 2,095 | |
| | | | | | Sabagung Rumpit @ Handry (IND) | 312 | |
| | | | | | Miasin Sendalun @ Robert (IND) | 23 | |
| | | | | | Sindeh Teliban (IND) | 9 | |
| N.10 TAMPARULI | 9,658 | 7,755 | 80.44 | 56 | Datuk Wilfred Mojilip | | 5,087 |
| | | | | | Bumburing (PBS) | 6,347 | |
| | | | | | Raji Mandaili (BN) | 1,260 | |
| | | | | | Junaidi Indan Tun Hamdan (IND) | 92 | |
| N.11 SULAMAN | 11,771 | 9,365 | 79.73 | 80 | Hajiji Mohd Noor (BN) | 5,016 | 876 |
| | | | | | Mathee Ismail (PBS) | 4,140 | |
| | | | | | Datuk Pengiran Othman | | |
| | | | | | Rauf (IND) | 69 | |
| | | | | | Margaret Kimon @ Marsie (SETIA) | 60 | |

SABAH (1994) (cont'd)

| CONSTITUENCY | ELECTORATE | VOTER TURNOUT # | % | SPOILT VOTES | CANDIDATES/PARTY | VOTES | MAJORITY |
|--------------------|------------|--------------------|-------|-----------------|---------------------------------------------------------------------------------------------------------|----------------------------|----------|
| N.12 KIULU | 8,156 | 6,242 | 76.58 | 62 | Gisin Lombur (PBS) Sulah Rampas (BN) | 4,354 1,826 | 2,528 |
| N.13 KUNDASANG | 11,016 | 9,084 | 82.13 | 111 | Ewon Ebin (PBS) Datuk Kasitah Gadam (BN) | 4,956 4,017 | 939 |
| N.14 RANAU | 10,329 | 8,192 | 79.31 | 84 | Siringan Gubat (PBS) Datuk Mark Koding (BN) | 4,615 3,493 | 1,122 |
| N.15 SUGUT | 7,386 | 4,838 | 65.53 | 111 | Suradi Kayong (BN) Jublee K.K. Zen (PBS) | 2,403 2,324 | 79 |
| N.16 LABUK | 8,847 | 6,595 | 74.55 | 72 | Tan Yong Gee (PBS) Ahmad Thamin Mohamad Zaini (BN) Dennis Tweening Rantau (IND) | 3,256 2,180 1,087 | 1,076 |
| N.17 SUNGAI SIBUGA | 19,960 | 13,031 | 68.03 | 212 | Musa Aman (BN) Thien Fui Yun (PBS) Piging Jan @ Hamid Jan (BERSEKUTU) Satimah Taman (SETIA) | 8,211 4,503 63 42 | 3,708 |
| N.18 ELOPURA | 14,311 | 9,832 | 68.24 | 123 | Tham Nyip Shien (BN) Chong Ket Wah @ Chong Ket Fah (PBS) Ang Lian Hai (DAP) | 4,854 3,984 871 | 870 |
| N.19 TANJUNG PAPAT | 12,605 | 8,487 | 68.07 | 64 | Tan Shu Kiah (BN) Lai Lun Tzee (PBS) Fung Ket Wing (DAP) | 3,614 3,527 1,282 | 87 |
| N.20 KARAMUNTING | 12,218 | 8,417 | 68.92 | 92 | Datuk Lau Pui Keong (PBS) Ng Ket Henn @ Wu Kuo Shien (BN) | 4,219 4,106 | 113 |
| N.21 SEKONG | 13,764 | 7,946 | 57.79 | 160 | Nahalan Damsal (BN) Piring Mohd Ali (PBS) | 4,667 3,119 | 1,548 |
| N.22 SUKAU | 10,187 | 6,241 | 61.36 | 95 | Aklee Abbas (BN) Datuk Zaki Gusmiah (PBS) Ali Ayau (SETIA) | 3,504 2,592 50 | 912 |
| N.23 KUAMUT | 5,452 | 3,944 | 72.41 | 53 | Joseph Sitin Saang (PBS) Moktar Radin (BN) Ali Latip Taha (IND) | 2,184 1,449 258 | 735 |
| N.24 TAMBUNAN | 8,153 | 7,047 | 86.86 | 44 | Datuk Joseph Pairin Kitingan (PBS) Martin Yong (BN) Jouti Ajun @ Joseph (IND) | 6,265 569 169 | 5,696 |
| N.25 BINGKOR | 12,061 | 9,415 | 78.11 | 70 | Datuk Dr. Jeffrey Kitingan (PBS) Injon Sedomon @ John Reynolds (BN) Datuk Ayub Aman (IND) | 6,408 2,249 688 | 4,159 |

SABAH (1994) (cont'd)

| CONSTITUENCY | ELECTORATE | VOTER # | TURNOUT % | SPOILT VOTES | CANDIDATES/PARTY | VOTES | MAJORITY |
|-------------------|------------|------------|--------------|-----------------|------------------------------------|-------|----------|
| N.26 MOYOG | 14,242 | 11,734 | 85.35 | 270 | Datuk Bernard Giluk Dompok (PBS) | 6,615 | 3,255 |
| | | | | | Datuk Clarence Bongkos | | |
| | | | | | Malakun (IND) | 3,360 | |
| | | | | | Edwin Richard (BN) | 1,445 | |
| | | | | | Kapt (R) Loh Chien Cheng (IND) | 25 | |
| | | | | | Inus Molukun (SETIA) | 19 | |
| N.27 INANAM | 15,566 | 11,955 | 76.85 | 140 | Datuk Steven Kutai (PBS) | 7,907 | 4,079 |
| | | | | | Wong Kau Chai Sindin @ | | |
| | | | | | Paul Wong (BN) | 3,828 | |
| | | | | | Samlin Adim (SETIA) | 80 | |
| N.28 LIKAS | 19,756 | 14,030 | 71.12 | 140 | Datuk Yong Teck Lee (BN) | 8,035 | 2,180 |
| | | | | | Yee Moh Chai (PBS) | 5,855 | |
| N.29 API-API | 20,016 | 14,078 | 70.33 | 108 | Datuk Chau Tet Onn (PBS) | 9,132 | 4,294 |
| | | | | | Datuk Chong Nyim Fatt @ | | |
| | | | | | Terrence (BN) | 4,838 | |
| N.30 SEMBULAN | 13,504 | 9,487 | 70.45 | 114 | Datuk Chau Chin Tang (PBS) | 4,777 | 298 |
| | | | | | Dr. Chong Eng Leong (BN) | 4,479 | |
| | | | | | John Chia Fook Fatt (SETIA) | 62 | |
| | | | | | Thin Fatt Khiong (IND) | 55 | |
| N.31 PETAGAS | 20,350 | 14,524 | 71.37 | 124 | Yahya Hussin (BN) | 7,513 | 1,190 |
| | | | | | James John @ James Ligonjang (PBS) | 6,323 | |
| | | | | | James A. Vitalis (IND) | 564 | |
| N.32 KAWANG | 11,787 | 9,561 | 81.11 | 73 | Osu Sukam (BN) | 4,699 | 64 |
| | | | | | Datuk Aariah Tengku Ahmad (PBS) | 4,635 | |
| | | | | | Chin Chuan Siong @ | | |
| | | | | | Norbert Chin (IND) | 110 | |
| | | | | | John Dagul (IND) | 32 | |
| | | | | | Duing Sumpung (IND) | 12 | |
| N.33 BUANG SAYANG | 13,802 | 11,190 | 81.21 | 72 | Abdul Rahim Ismail (BN) | 6,359 | 1,643 |
| | | | | | Cladius Sundang @ Alex (PBS) | 4,716 | |
| | | | | | Julaihi Ahmad (SETIA) | 43 | |
| N.34 BONGAWAN | 11,868 | 9,451 | 79.63 | 81 | Karim Bujang (BN) | 5,498 | 1,902 |
| | | | | | Narawi Ahmad @ Sinar (PBS) | 3,596 | |
| | | | | | Ajamain Abd Ghani (IND) | 276 | |
| N.35 KUALA PENYU | 10,486 | 8,596 | 81.98 | 85 | Datuk Wences Anggang (PBS) | 4,430 | 400 |
| | | | | | Mohd Zahari Zinin (BN) | 4,030 | |
| | | | | | Ismail Salleh (IND) | 51 | |
| N.36 KLIAS | 12,033 | 9,468 | 78.89 | 111 | Datuk Lajim Okin (PBS) | 4,881 | 405 |
| | | | | | Anifah Aman (BN) | 4,476 | |

SABAH (1994) (cont'd)

| CONSTITUENCY | ELECTORATE | VOTER # | TURNOUT % | SPOILT VOTES | CANDIDATES/PARTY | VOTES | MAJORITY |
|------------------|------------|------------|--------------|-----------------|------------------------------------------------------------------------------------------------------------------------------------------|------------------------------------|----------|
| N.37 LUMADAN | 9,065 | 7,364 | 81.30 | 98 | Dayang Mahani Tun Pengiran Ahmad Raffae (BN) Sadi Nasah (PBS) | 4,517 2,749 | 1,768 |
| N.38 SIPITANG | 9,702 | 7,773 | 80.18 | 59 | Sapawi Amat Wasali (BN) Jamilah Sulaiman @ Halimah (PBS) | 4,580 3,134 | 1,446 |
| N.39 TENOM | 8,841 | 6,664 | 75.42 | 60 | Daruk Kadoh Agundong (PBS) Wong Yit Ning (BN) Liamun Laikim (BEBAS) Hashim Piki @ Lawrence Piki (SETIA) Jinuin Jimin (BEBAS) | 3,498 1,600 1,477 25 4 | 1,898 |
| N.40 KEMABONG | 7,366 | 6,018 | 81.70 | 72 | Robin Balang (PBS) Bobbey Ahfang Suan (BN) Lim Antuka (SETIA) | 3,521 2,371 54 | 1,150 |
| N.41 SOOK | 14,724 | 11,410 | 77.88 | 216 | Datuk Joseph Kurup (PBS) Taimin Lumaing (BN) | 7,629 3,565 | 4,064 |
| N.42 NABAWAN | 5,209 | 4,205 | 80.73 | 88 | Adut Sigoh (PBS) Ahmar Rasam (BN) | 2,370 1,747 | 623 |
| N.43 MEROTAI | 18,662 | 13,231 | 70.90 | 136 | Abdul Ghapur Salleh (BN) Mohd Said Senang Noor Gerengkang (PBS) Mohamad Abdullah (PAS) Hamud Salleh (SETIA) | 9,515 3,362 164 54 | 6,153 |
| N.44 SRI TANJUNG | 24,720 | 16,664 | 66.57 | 119 | Datuk Michael Lim Yun Sang (PBS) Yee Lung Fook @ Geoffrey (BN) Armanus Arshad (PAS) | 8,637 7,711 197 | 926 |
| N.45 LAHAD DATU | 23,055 | 15,385 | 67.19 | 212 | Mohamad Yusof Amat Jamlee (BN) Daruk Askalani Abdul Rahim (PBS) Ismail O.T. Ator (BEBAS) Ben Jamin Usman (BERSEKUTU) | 7,820 6,676 382 295 | 1,144 |
| N.46 KUNAK | 14,858 | 9,743 | 64.30 | 193 | Unding Lana (BN) Salim Bachu @ Salim Bacho (PBS) Nilwan Kabang (BEBAS) Sarip Wahirun (BERSEKUTU) | 5,241 2,062 2,050 197 | 3,179 |
| N.47 BALUNG | 19,079 | 13,012 | 68.50 | 125 | Abdul Manan Jakasa (BN) Daruk Sari Suhut (PBS) Lung Wing Sang @ Lukas Leong (SETIA) Ahmad Awang (PAS) Ismail Juma (BEBAS) | 7,370 5,312 95 75 35 | 2,058 |
| N.48 SULABAYAN | 17,626 | 12,442 | 70.59 | 296 | Tan Sri Sakaran Dandai (BN) Abdillah Hamid (PBS) Kiling O.T. Tiring (BEBAS) Abdul Rajin Mandul Hati (BERSEKUTU) | 7,440 4,291 350 65 | 3,149 |

SARAWAK (1991) (cont'd)

| CONSTITUENCY | ELECTORATE | VOTER # | TURNOUT % | SPOILT VOTES | CANDIDATES/PARTY | VOTES | MAJORITY | |
|--------------|--------------|---------|-----------|--------------|------------------|----------------------------------------------------------------------------------------------------------------------------------------------------------|------------------------------|-------|
| N.1 | TANJUNG DATU | 13,167 | 10,233 | 77.71 | 97 | Datuk Ramsay Noel Jitam (BN) Sidi Munan (PBDS) Ahmed Abg. Ali (BEBAS) Aton ak Kajit (P. NEGARA) | 5,088 4,294 268 133 | 794 |
| N.2 | TASIK BIRU | 16,943 | 12,634 | 74.57 | 153 | Dr. Patau Rubis (BN) Patrick Anek Uren (PBDS) Abdul Karim Hj. Ayub (BEBAS) Aloysius Dom Nagok (P. NEGARA) | 7,759 3,592 673 215 | 4,167 |
| N.3 | PANTAI DAMAI | 11,011 | | | | Hjh. Sharifah Mordiah Tuanku Hj. Fauzi (BN) | Unopposed | |
| N.4 | SEJINGKAT | 7,748 | 5,741 | 74.09 | 85 | Dr. Abang Hj. Draup Zamahari @ Abdul Rauf Abang Hj. Zen (BN) Suhaili Hamid (BEBAS) Jemi Aleh (BEBAS) Saidan @ Massudin Sahini (P. NEGARA) | 4,381 1,035 192 48 | 3,346 |
| N.5 | TUPONG | 14,730 | 10,275 | 69.76 | 156 | Hj. Daud Abdul Rahman (BN) Baharuddin Hj. Mokhsen (PERMAS) Suhaili Mumin (P. NEGARA) | 7,806 2,045 131 | 5,761 |
| N.6 | SATOK | 10,992 | 6,870 | 62.50 | 96 | Datuk Abang Johari Tun Abg. Hj. Openg (BN) Faisal Hj. Othman (PERMAS) | 5,550 1,028 | 4,522 |
| N.7 | PADUNGAN | 19,101 | 13,574 | 71.06 | 67 | Song Swee Guan (BN) Ng Kim Ho (DAP) | 8,836 4,646 | 4,190 |
| N.8 | PENDING | 23,873 | 16,939 | 70.95 | 90 | Sim Kheng Hui (BN) Cheng Hui Hong (DAP) | 11,170 5,633 | 5,537 |
| N.9 | BATU LINTANG | 21,291 | 14,179 | 66.60 | 94 | Chan Seng Khai (BN) Sim Kwang Yang (DAP) | 8,206 5,772 | 2,434 |
| N.10 | BATU KAWAH | 20,682 | 14,280 | 69.04 | 235 | Chong Kiun Kong (BN) Yong Sen Chan (DAP) Chong Ju Siaw (BEBAS) | 10,201 3505 100 | 6,616 |
| N.11 | BENGOH | 18,578 | 13,503 | 72.68 | 204 | William Tanyuh ak Nub (BN) Wilfred Nissom (PBDS) Johnnine Chai @ Sasim (BEBAS) George Si Ricord (P. NEGARA) | 6,477 6,265 275 236 | 212 |

* Sarawak state elections were held in 1991 instead of in 1990

SARAWAK (1991) (cont'd)

| CONSTITUENCY | ELECTORATE | VOTER # | TURNOUT % | SPOILT VOTES | CANDIDATES/PARTY | VOTES | MAJORITY |
|-----------------------|------------|------------|--------------|-----------------|------------------------------------------------------|-------|----------|
| N.12 ASAJAYA | 8,666 | 6,801 | 78.47 | 61 | Datuk Patinggi Tan Sri Hj. Abdul Taib Mahmud (BN) | 4,601 | 3,136 |
| | | | | | Wan Zainal Senusi (PERMAS) | 1,465 | |
| | | | | | Bujang Bakar (DAP) | 617 | |
| | | | | | Mohd. Adam Shah | | |
| | | | | | Hj. Anuar (P. NEGARA) | 41 | |
| N.13 MUARA TUANG | 14,933 | 11,850 | 79.35 | 205 | Datuk Adenan Hj. Satem (BN) | 9,566 | 8,272 |
| | | | | | Mohd. Tahir Sham (P. NEGARA) | 1,294 | |
| N.14 TARAT | 12,864 | 9,285 | 72.18 | 178 | Frederick Bayoi ak Manggie (BN) | 4,615 | 646 |
| | | | | | Peter Anak Runin (PBDS) | 3,969 | |
| | | | | | Kapt. (B) Bujang ak Ngadan (P. NEGARA) | 532 | |
| N.15 TEBEDU | 14,799 | 11,080 | 74.87 | 199 | Michael Ben (BN) | 5,463 | 398 |
| | | | | | Richard Riot ak Jaem (PBDS) | 5,065 | |
| | | | | | Nelson Kundai Ngareng (P. NEGARA) | 353 | |
| N.16 SEMERA | 7,884 | 5,872 | 74.48 | 64 | Wan Abdul Wahab (BN) | 4,050 | 2,340 |
| | | | | | Zamhari Zaini (PERMAS) | 1,710 | |
| | | | | | Ibrahim Hj. Jeman (P. NEGARA) | 44 | |
| N.17 SIMUNJAN | 10,843 | 8,463 | 78.05 | 95 | Mohd. Naroden Majais (BN) | 4,948 | 2,482 |
| | | | | | Jack ak Bujang (PBDS) | 2,466 | |
| | | | | | Hj. Sahari Pet (IND) | 262 | |
| | | | | | Shamsuddin Abdullah @ Pok ak Ungkut (PERMAS) | 97 | |
| | | | | | Eimun Durong ak Inting (P. NEGARA) | 75 | |
| N.18 SEBUYAU | 8,009 | 5,862 | 73.19 | 98 | Julaihi Narawi (BN) | 3,584 | 2,247 |
| | | | | | Mazwell al Rojis (PBDS) | 1,337 | |
| | | | | | Wan Fauzi Tku Ayubi (PERMAS) | 748 | |
| | | | | | Jonathan Sumping Bayang (IND) | 57 | |
| | | | | | Awg. Azmi Awg. Mat (P. NEGARA) | 27 | |
| N.19 BELADIN | 8,136 | 6,324 | 77.73 | 70 | Bolhassan Di (BN) | 5,062 | 3,969 |
| | | | | | Abg. Mail (IND) | 1,093 | |
| | | | | | Mohd. Parthi Hj. Bujang (PERMAS) | 69 | |
| | | | | | Abg. Mentari Unus (P. NEGARA) | 24 | |
| N.20 BUKIT BEGUNAN | 10,254 | 7,589 | 74.01 | 92 | Daniel Tajem ak Miri (PBDS) | 4,004 | 534 |
| | | | | | Donald Lawan (BN) | 3,470 | |
| N.21 SIMANGGANG | 13,553 | 9,825 | 72.46 | 99 | Michael Pilo ak Gangga (BN) | 4,818 | 197 |
| | | | | | Ngu Piew Seng (PBDS) | 4,621 | |
| | | | | | Hj. Azmi Hj. Lamat (IND) | 165 | |
| | | | | | Simong ak Naga (IND) | 62 | |
| | | | | | Banic ak Laba (P. NEGARA) | 39 | |

SARAWAK (1991) (cont'd)

| CONSTITUENCY | ELECTORATE | VOTER # | TURNOUT % | SPOILT VOTES | CANDIDATES/PARTY | VOTES | MAJORITY |
|-----------------|------------|------------|--------------|-----------------|---------------------------------------------------------------------------------------------------------------------------------------|-----------------------------------|----------|
| N.22 ENKGILILI | 8,209 | 6,255 | 76.19 | 57 | Toh Heng San (BN) Sim Choo Nam (PBDS) Engkamat ak Nanang (P. NEGARA) | 3,227 2,822 143 | 405 |
| N.23 BATANG AIR | 6,636 | 5,123 | 77.20 | 85 | Unting ak Ingkot (PBDS) Mikai ak Mandau (BN) | 2,558 2,475 | 83 |
| N.24 SARIBAS | 8,067 | | | | Wahbi Junaidi (BN) | Unopposed | |
| N.25 LAYAR | 9,633 | 7,296 | 75.73 | 73 | Datuk Amar Alfred Jabu ak Numpang (BN) Frank Apau (PBDS) | 4,847 2,361 | 2,486 |
| N.26 KELAKA | 12,435 | 9,863 | 79.31 | 147 | Abdul Wahab Aziz (BN) Mohd. Nasar Badron @ Mohd. Nasir Badron (PERMAS) Hj. Senawi (P. NEGARA) | 8,067 1,389 163 | 6,678 |
| N.27 KRIAN | 8,854 | 6,993 | 78.98 | 57 | Peter Nyarok ak Entrie (BN) Datuk Edmund Langu ak Suga (PBDS) Jonathan Mawar Endek (P. NEGARA) | 3,898 2,866 159 | 1,032 |
| N.28 BELAWAI | 7,778 | 6,024 | 77.45 | 66 | Hamden Ahmad (BN) Dato' Salleh Jafaruddin (PERMAS) | 3,151 2,802 | 349 |
| N.29 SERDENG | 7,324 | 5,527 | 75.46 | 91 | Mohamad Asfia Awang Nasar (BN) Awg. Hj. Ahmad (PERMAS) Abu Seman Mar (IND) Yusof Basri (DAP) Ali Hassan Jajol (P. NEGARA) | 3,079 1,569 690 58 37 | 1,510 |
| N.30 MATU DARO | 8,396 | 6,305 | 75.10 | 133 | Wahab Hj. Dolah (BN) Yusuf Abdul Rahman (PERMAS) Bujang Bakar (DAP) Cikgu Isnawi Sirat (P. NEGARA) | 4,572 1,077 437 85 | 3,495 |
| N.31 MERADONG | 12,773 | 9,136 | 71.53 | 84 | Thomas Hii King Hiong (BN) Sim Lai Ann (PBDS) Wailem Mohd. Sidek Kumung (P. NEGARA) | 5,368 3,463 211 | 1,905 |
| N.32 REPOK | 15,543 | 11,818 | 76.03 | 106 | David Teng Lung Chi (BN) Chong Siew Chiang (DAP) Mawan anak Wass (P. NEGARA) | 6,491 5,088 87 | 1,403 |
| N.33 PAKAN | 6,400 | 5,054 | 78.96 | 69 | William Mawan ak Ikam (BN) Dr. Jawie Masing (PBDS) | 2,787 2,192 | 595 |

SARAWAK (1991) (cont'd)

| CONSTITUENCY | ELECTORATE | VOTER # | TURNOUT % | SPOILT VOTES | CANDIDATES/PARTY | VOTES | MAJORITY |
|----------------------|------------|------------|--------------|-----------------|--------------------------------------------------------------------------------------------------------------------------------|------------------------------|----------|
| N.34 MELUAN | 8,222 | 6,435 | 78.27 | 146 | Geman ak Itam (BN) Edward Empira ak Kadam (PBDS) David ak Gramong (P. NEGARA) | 3,144 2,197 224 | 227 |
| N.35 NGE MAH | 7,418 | 5,436 | 73.28 | 77 | Gabriel Adir ak Demong (PBDS) Robert Menua Saleh (BN) | 2,913 2,431 | 482 |
| N.36 MACHAN | 8,736 | 6,847 | 78.37 | 49 | Gramong Juna (BN) Alau Tayan (PBDS) | 3,700 3,089 | 611 |
| N.37 DUDONG | 18,619 | 13,304 | 71.45 | 206 | Dr. Soon Choon Teck (BN) Joseph Tang (DAP) Kong Pak Nam (PBDS) | 8,580 2,549 1,874 | 6,031 |
| N.38 BUKIT ASSEK | 20,459 | 14,858 | 72.62 | 59 | Dr. Wong Soon Kai (BN) Wong Sing Nang (DAP) | 10,569 4,216 | 6,353 |
| N.39 BAWANG ASSAN | 13,734 | 9,401 | 68.43 | 61 | Wong Soon Koh (BN) Ling Sie Ming (DAP) | 6,112 3,220 | 2,892 |
| N.40 SEDUAN | 18,637 | 12,766 | 68.50 | 264 | Ting Ing Mieng (BN) Ma Teck Kiong (DAP) Junir Yunus (P. NEGARA) | 8,677 2,765 410 | 5,912 |
| N.41 DALAT | 14,494 | 10,038 | 69.44 | 117 | Datuk Effendi Norwawi (BN) Peter Nari Dina (PBDS) Edmund Dingun ak Tandok (IND) | 7,719 2,104 98 | 5,615 |
| N.42 BALINGIAN | 10,661 | 7,598 | 71.27 | 115 | Abdul Ajis Abdul Majeed (BN) Hambali Hj. Annuar (PBDS) Kadir @ Abdul Kadir Yahya (IND) Wong Sing Hong @ Janggau (DAP) | 5,742 1,088 418 169 | 4,654 |
| N.43 TAMIN | 9,053 | 6,589 | 72.79 | 66 | Joseph Entulu Belaun (PBDS) Jawan Empaling (BN) Emat ak Lidy (IND) | 3,455 2,943 124 | 512 |
| N.44 KAKUS | 7,919 | 5,719 | 72.22 | 73 | John Sikie ak Tayai (PBDS) Musa ak Giri (BN) Joshua anak Jabing @ Joshua Jabeng (P. NEGARA) Ungun ak Bayang (IND) | 2,996 2,274 296 72 | 722 |
| N.45 PELAGUS | 10,138 | 8,165 | 80.54 | 116 | Dato' Sng Chee Hua (PBDS) Alexander Nanta Linggi (BN) | 4,342 3,700 | 642 |
| N.46 KATIBAS | 7,716 | 5,827 | 75.52 | 75 | Ambrose Blikau ak Enturan (BN) Felix Bantiri ak Jibom (PBDS) James Minggu ak Serang @ Jembu (P. NEGARA) | 3,638 1,972 125 | 1,666 |

SARAWAK (1991) (cont'd)

| CONSTITUENCY | ELECTORATE | VOTER # | TURNOUT % | SPOILT VOTES | CANDIDATES/PARTY | VOTES | MAJORITY |
|---------------------|------------|------------|--------------|-----------------|-----------------------------------------------------------------------------------------------------------------------------------------|--------------------------------|----------|
| N.47 BALEH | 8,769 | 6,306 | 71.9 | 77 | Dr. James Jemut Masing (PBDS) Simon anak Temenggong Sibat (BN) Ngalambong ak Limbing (IND) | 4,183 1,858 188 | 2,325 |
| N.48 BELAGA | 5,235 | 3,883 | 74.17 | 73 | Nyipa Bato (BN) Abin Bira Laing (PBDS) Helen Long Sten (DAP) | 2,884 825 91 | 2,059 |
| N.49 KEMENA | 11,310 | 7,633 | 67.49 | 96 | Datuk Celestine Ujang anak Jilan (BN) Stephen Randi ak Sekalai (PBDS) Hussen Abd. Razak (DAP) Anthony Nait ak Mani (P. NEGARA) | 5,050 2,101 277 109 | 2,949 |
| N.50 KIDURONG | 18,363 | 12,961 | 70.58 | 107 | Michael Sim (BN) Ting Ling Kiew (PBDS) Chiew Chiu Sing (DAP) Menjang ak Mawar (P. NEGARA) | 5,710 4,360 2,676 94 | 1,350 |
| N.51 LAMBIR | 22,554 | 14,346 | 63.60 | 289 | Usop Wahab (BN) Lawrence Tan Chok Sing (PBDS) | 9,745 4,110 | 5,635 |
| N.52 PIASAU | 30,557 | 18,477 | 60.47 | 198 | Datuk Dr. George Chan Hong Nam (BN) Chong Kon Fatt (DAP) | 13,634 4,571 | 9,063 |
| N.53 MARUDI | 12,651 | 8,133 | 64.28 | 133 | Datuk Edward Jeli (BN) Patrick Sibat ak Sujang (PBDS) China ak Juing @ Marcos (P. NEGARA) | 4,203 3,461 316 | 742 |
| N.54 TELANG USAN | 10,071 | 5,774 | 57.33 | 57 | Datuk Balan Seling (BN) Harrison Ngau Laing (PBDS) Steward Ngau Ding (IND) John Kalang Usang (IND) | 3,252 2,019 342 95 | 1,232 |
| N.55 LIMBANG | 16,009 | 11,138 | 69.57 | 114 | Datuk Amar James Wong Kim Min (BN) Edward Guatee ak Sundai (PBDS) Munir Hj. Karim (PERMAS) Kong Sieng Kee (DAP) | 5,813 2,819 2,160 179 | 2,994 |
| N.56 LAWAS | 11,632 | 8,619 | 74.09 | 92 | Awang Tengah Ali Hassan (BN) Baru Bian (PBDS) | 6,076 2,433 | 3,643 |

CHAPTER 9

DETAILED RESULTS OF THE 1990 PARLIAMENTARY ELECTION

1990 PARLIAMENTARY ELECTION RESULTS

PERLIS

| | CONSTITUENCY | ELECTORATE | VOTER # | TURNOUT % | SPOILT VOTES | CANDIDATES/PARTY | VOTES | MAJORITY |
|-----|--------------|------------|------------|--------------|-----------------|---------------------------------------------------------|------------------|----------|
| P.1 | KANGAR | 53,634 | 41,114 | 76.66 | 1,450 | Ishak Arshad (BN) Hjh. Rosnah Darus (S46) | 26,819 12,056 | 14,763 |
| P.2 | ARAU | 45,463 | 35,233 | 77.50 | 1,094 | Shahidan Kassim (BN) Hj. Khalid Hj. Abd. Samad (PAS) | 20,948 13,154 | 7,794 |

KEDAH

| | CONSTITUENCY | ELECTORATE | VOTER # | TURNOUT % | SPOILT VOTES | CANDIDATES/PARTY | VOTES | MAJORITY |
|------|---------------------|------------|------------|--------------|-----------------|--------------------------------------------------------------------------------------------------------|-------------------------|----------|
| P.3 | JERLUN- LANGKAWI | 46,489 | 36,427 | 78.36 | 1,281 | Dato' Seri Sanusi Junid (BN) Syed Mustafa Al Jafree (S46) | 21,690 13,425 | 8,265 |
| P.4 | KUBANG PASU | 52,341 | 40,659 | 77.68 | 1,270 | Dr. Mahathir Mohamad (BN) Dato' Sudin Wahab (S46) | 30,681 8,619 | 22,062 |
| P.5 | PADANG TERAP | 44,957 | 35,422 | 78.79 | 1,482 | Dato' Dr. Affifudin Hj. Omar (BN) Baharom Hj. Bakar (S46) | 20,697 13,208 | 7,489 |
| P.6 | KOTA SETAR | 45,042 | 33,816 | 75.08 | 737 | Wan Hanafiah Wan Mat Saman (BN) Mohd Shauki Hj. Ibrahim (PAS) | 18,223 14,856 | 3,367 |
| P.7 | ALOR SETAR | 59,144 | 41,824 | 70.71 | 1,402 | Chor Chee Heung (BN) Tengku Mohammad Farris Tengku Ahmad Rayan (S46) | 22,714 17,579 | 5,135 |
| P.8 | KUALA KEDAH | 43,669 | 32,931 | 75.41 | 717 | Dato' Hj. Abu Bakar Rautin (BN) Ustaz Halim Arshat (PAS) | 17,397 14,792 | 2,605 |
| P.9 | PENDANG | 46,952 | 38,820 | 82.68 | 865 | Hj. Othman Abdul (BN) Ustaz Fadzil Noor (PAS) | 20,554 17,349 | 3,205 |
| P.10 | JERAI | 37,171 | 27,482 | 73.93 | 620 | Hj. Ghazali Ahmad (BN) Subky Abd. Latif (PAS) | 15,723 11,121 | 4,602 |
| P.11 | MERBOK | 50,657 | 37,617 | 74.25 | 1,176 | Daim Zainuddin (BN) Mohd Johari Abidin (S46) | 25,749 9,906 | 15,843 |
| P.12 | SIK | 45,671 | 35,438 | 77.59 | 1,126 | Dato' Dr. Hj. Hamid Hj. Othman (BN) Dato' Zainal Abidin Johari (S46) Ab. Razak Ag. Long (IND) | 21,048 12,719 537 | 8,329 |
| P.13 | BALING | 42,945 | 33,519 | 78.05 | 720 | Hj. Raja Ariffin Raja Sulaiman (BN) Yusof Husin (PAS) | 20,590 12,161 | 8,429 |

KEDAH (cont'd)

| | CONSTITUENCY | ELECTORATE | VOTER # | TURNOUT % | SPOILT VOTES | CANDIDATES/PARTY | VOTES | MAJORITY |
|------|-----------------------|------------|------------|--------------|-----------------|--------------------------------------------------------------------------|--------------------------|----------|
| P.14 | SUNGAI PETANI | 52,783 | 38,462 | 72.87 | 1,077 | Cik Gu Ibrahim Mustafa (BN) Cik Gu Abdullah Hashim (S46) | 23,333 14,052 | 9,281 |
| P.15 | PADANG SERAI | 44,102 | 32,559 | 73.83 | 1,314 | Lim Lay Hoon (BN) Ustaz Wahab (PAS) Karuppaiah a/l. Ramasamy (DAP) | 19,157 6,657 5,360 | 12,500 |
| P.16 | KULIM-BANDAR BAHRU | 45,399 | 33,699 | 74.23 | 1,051 | Dato' Abdul Kadir Hj. Sheikh Fadzir (BN) Hj. Hashim Endut (S46) | 23,149 9,499 | 13,650 |

KELANTAN

| | CONSTITUENCY | ELECTORATE | VOTER # | TURNOUT % | SPOILT VOTES | CANDIDATES/PARTY | VOTES | MAJORITY |
|------|-------------------|------------|------------|--------------|-----------------|-----------------------------------------------------------------------------------------------------|-------------------------|----------|
| P.17 | TUMPAT | 50,838 | 39,015 | 76.74 | 1,163 | Ustaz Wan Jamil Wan Mahmood (PAS) Wan Ab. Rahman Wan Hassan (IND) Dato' Hj. Dusuki Ahmad (BN) | 24,578 358 12,916 | 11,662 |
| P.18 | PENKALAN CHEPA | 49,897 | 37,901 | 75.96 | 706 | Pak Nik Lah (PAS) Mohd. Apandi Hj. Ali (BN) | 27,321 9,874 | 17,447 |
| P.19 | KOTA BHARU | 56,244 | 41,379 | 73.57 | 1,079 | Saifuddin Hj. Daud (IND) Hjh. Ilani Dato' Hj. Isahak (S46) Tengku Rithauden (BN) | 503 27,566 12,106 | 15,460 |
| P.20 | PASIR MAS | 41,901 | 31,744 | 75.76 | 837 | Hanafi Hj. Mamat (BN) Hj. Ibrahim Ali (S46) | 10,776 20,066 | 9,290 |
| P.21 | RANTAU PANJANG | 41,118 | 31,108 | 75.65 | 614 | Sanusi Daing Mariok (PAS) Che Gu Husein Ahmad (BN) | 18,618 11,841 | 6,777 |
| P.22 | NILAM PURI | 40,265 | 32,430 | 80.54 | 802 | Dr. Kamarudin (IND) Hj. Annuar Hj. Musa (BN) Mohamad Sabu (PAS) | 526 11,457 19,596 | 8,139 |
| P.23 | BACHOK | 46,416 | 38,145 | 82.18 | 803 | Cik Gu Hj. Zain (BN) Ustaz Hj. Buniyamin (PAS) | 12,518 24,772 | 12,254 |
| P.24 | PASIR PUTEH | 35,760 | 28,856 | 80.69 | 590 | Kamarudin Md Nor (BN) Cik Gu Wan Omar (S46) Tg. Sihar Hj. Tg. Abdul Kadir (IND) | 10,104 17,824 309 | 7,720 |
| P.25 | KOK LANAS | 37,190 | 30,134 | 81.02 | 957 | Wan Mohd Husni Hj. Wan Ismail (IND) Sukri Hj. Mohamed (S46) Dato' Abdullah Ahmad (BN) | 245 19,203 9,097 | 10,106 |
| P.26 | TANAH MERAH | 39,644 | 33,201 | 83.75 | 806 | Cik Gu Ibrahim Pateh (S46) Hj. Hashim Safin (BN) Shafii Hj. Abdul Rahman (IND) | 20,705 11,189 232 | 9,525 |

KELANTAN (cont'd)

| CONSTITUENCY | ELECTORATE | VOTER TURNOUT | | SPOILT | CANDIDATES/PARTY | VOTES | MAJORITY |
|----------------|------------|---------------|-------|--------|--------------------------------------------------------------------------------|------------------------|----------|
| | | # | % | VOTES | | | |
| P27 MACHANG | 31,353 | 25,186 | 80.33 | 707 | Kassim Ahmed (BN) Hj. Wan Ismail Wan Ahmad (IND) Shukri Hj. Hassan (PAS) | 8,206 292 15,944 | 7,738 |
| P28 KUALA KRAI | 34,330 | 27,471 | 80.02 | 634 | Hj. Zahari Awang (BN) Hj. Ibrahim Mahmood (PAS) | 8,471 18,366 | 9,895 |
| P29 GUA MUSANG | 31,064 | 25,192 | 81.10 | 475 | Tengku Razaleigh Hamzah (S46) Hj. Wan Ismail Ibrahim (BN) | 18,973 5,724 | 13,249 |

PENANG

| CONSTITUENCY | ELECTORATE | VOTER TURNOUT | | SPOILT | CANDIDATES/PARTY | VOTES | MAJORITY |
|--------------------|------------|---------------|-------|--------|-------------------------------------------------------------|------------------|----------|
| | | # | % | VOTES | | | |
| P38 KEPALA BATAS | 31,068 | 24,958 | 80.33 | 732 | Daruk Abdullah Hj. Ahmad Badwi (BN) Ahmad Awang (S46) | 17,025 7,174 | 9,851 |
| P39 TASEK GELUGOR | 35,227 | 28,450 | 80.76 | 823 | Hj. Mohd Shariff Hj. Omar (BN) Hj. Shuaib Jaafar (PAS) | 20,379 6,679 | 13,700 |
| P40 BAGAN | 56,494 | 43,500 | 77.00 | 790 | Lim Hock Seng (DAP) Dr. Sak Cheng Lum (BN) | 22,673 19,959 | 2,714 |
| P41 PERMATANG PAUH | 40,526 | 31,777 | 78.41 | 304 | Anwar Ibrahim (BN) Mahfuz Hj. Omar (PAS) | 23,793 7,643 | 16,150 |
| P42 BUKIT MERTAJAM | 54,350 | 43,347 | 79.76 | 1,098 | Chian Heng Kai (DAP) Dr. Tan Chong Keng (BN) | 21,572 20,260 | 1,312 |
| P43 NIBONG TEBAL | 43,221 | 34,011 | 78.69 | 1,160 | Datuk Dominic Puthu Cheary (BN) Dr. N.G. Basharan (DAP) | 17,233 15,597 | 1,636 |
| P44 BUKIT BENDERA | 57,027 | 42,386 | 74.33 | 813 | Gooi Hock Seng (DAP) David Choong Ewe Leong (BN) | 25,978 15,519 | 10,459 |
| P45 TANJONG | 60,888 | 45,509 | 74.74 | 953 | Lim Kit Siang (DAP) Boey Weng Keat (BN) | 30,954 13,485 | 17,469 |
| P46 JELUTONG | 62,127 | 46,597 | 75.00 | 841 | Karpal Singh (DAP) Datuk Ooi Ean Kwong (BN) | 27,426 18,248 | 9,178 |
| P47 BAYAN BARU | 67,582 | 50,420 | 74.61 | 814 | Ahmad Nor (DAP) Khor Gark Kim (BN) | 25,853 23,513 | 2,340 |
| P48 BALIK PULAU | 50,713 | 38,985 | 76.87 | 1,043 | Mohd Farid Ariffin (BN) Dr. Sanusi Othman (PRM) | 24,118 13,620 | 10,498 |

TERENGGANU

| CONSTITUENCY | ELECTORATE | VOTER TURNOUT # | % | SPOILT VOTES | CANDIDATES/PARTY | VOTES | MAJORITY |
|--------------------------|------------|-----------------------|-------|-----------------|--------------------------------------------------------------------------------------------|-------------------------|----------|
| P.30 BESUT | 38,144 | 32,062 | 84.05 | 701 | Dato' Dr. Mohd Yusof Noor (BN) Dato' Hj. Zakaria Hj. Abdul Rahman (S46) | 16,148 15,154 | 994 |
| P.31 SETIU | 34,183 | 28,829 | 84.34 | 657 | Tengku Mahmud Mansor (BN) Ustaz Hj. Abu Bakar Chik (PAS) | 16,061 12,092 | 3,969 |
| P.32 KUALA NERUS | 38,415 | 32,378 | 84.28 | 875 | Dato' Hj. Abdul Rashid Muhammad (BN) Ibrahim Azmi Hasan (S46) | 17,366 13,749 | 3,617 |
| P.33 KUALA TERENGGANU | 55,261 | 42,920 | 77.67 | 1,628 | Dato' Abdul Manan Othman (S46) Zubir Embong (BN) Adenan Abd. Rahman (IND) | 21,310 19,430 390 | 1,880 |
| P.34 MARANG | 42,706 | 35,875 | 84.00 | 679 | Hj. Abdul Hadi Hj. Awang (PAS) Hj. Abdul Rahman Bakar (BN) Wan Deraman Wan Nik (IND) | 17,631 17,281 175 | 350 |
| P.35 HULU TERENGGANU | 33,541 | 29,108 | 86.79 | 712 | Dato' Alias Ali (BN) Hj. Harun Talib (PAS) | 15,443 12,931 | 2,512 |
| P.36 DUNGUN | 42,362 | 34,414 | 81.24 | 939 | Hj. Awang Jabar (BN) Hj. Mustafa Ali (PAS) | 18,593 14,834 | 3,759 |
| P.37 KEMAMAN | 41,781 | 33,943 | 81.24 | 872 | Dato' Ismail Said (BN) Ahmad Shabery Hj. Cheek (S46) | 21,239 11,793 | 9,446 |

PERAK

| CONSTITUENCY | ELECTORATE | VOTER TURNOUT # | % | SPOILT VOTES | CANDIDATES/PARTY | VOTES | MAJORITY |
|-------------------|------------|-----------------------|-------|-----------------|-----------------------------------------------------------------------------------------|-------------------------|----------|
| P.49 GERIK | 34,506 | 25,966 | 75.25 | 814 | Mohd Tajol Rosli Ghazali (BN) Roslan Mohd Latif (S46) | 15,578 8,565 | 7,013 |
| P.50 LARUT | 33,470 | 24,192 | 72.28 | 805 | Hj. Mohd Zihin Hj. Mohd Hassan (BN) Cikgu Ahmad Nawi (S46) | 17,162 6,171 | 10,991 |
| P.51 PARIT BUNTAR | 39,086 | 29,115 | 74.48 | 897 | Dato' Hj. Abd Rahman Sulaiman (BN) Idris Abdul Rauf (S46) Hj. Jaafar Ali (IND) | 14,113 13,374 689 | 739 |
| P.52 BAGAN SERAI | 38,834 | 27,742 | 71.43 | 1,053 | Dato' Hj. Qamaruzzaman Hj. Ismail (BN) Dato' Hj. Zainal Abidan Din (S46) | 14,824 11,822 | 3002 |

PERAK (cont'd)

| CONSTITUENCY | ELECTORATE | VOTER # | TURNOUT % | SPOILT VOTES | CANDIDATES/PARTY | VOTES | MAJORITY |
|------------------------|------------|------------|--------------|-----------------|---------------------------------------------------------------------------------------|---------------------------|----------|
| P53 BUKIT GANTANG | 41,775 | 30,172 | 72.22 | 893 | Toh Muda Dato' Dr. Abdullah Fadzil Che Wan (BN) Ustaz Azizan Mohamed Desa (PAS) | 18,210 10,997 | 7,213 |
| P54 TAIPING | 62,748 | 45,010 | 71.73 | 1,076 | Kerk Choo Ting (BN) Dr. (Kap) Kong Cheok Seng (DAP) Dr. Said Abu Hassan (IND) | 22,162 19,577 1,827 | 2,585 |
| P55 TASEK CHENDEROH | 32,614 | 22,698 | 69.59 | 635 | Hj. Hamzah Hj. Mohd Zain (BN) Dato' Hj. Saidin Mar Piah (S46) | 14,396 7,617 | 6,779 |
| P56 SUNGAI SIPUT | 40,499 | 28,077 | 69.33 | 937 | S. Samy Vellu (BN) P. Patto (DAP) | 14,427 12,664 | 1,763 |
| P57 TAMBUN | 64,726 | 48,237 | 74.52 | 1,987 | Nawawi Mat Awin (BN) Kamarudin Hj. Awang Teh (S46) | 29,176 17,074 | 12,102 |
| P58 PASIR PINJI | 68,551 | 46,393 | 67.68 | 782 | Kerk Kim Hock (DAP) Chew Wai Khoon (BN) | 31,643 13,690 | 17,953 |
| P59 IPOH | 60,460 | 40,311 | 66.67 | 795 | Lau Dak Kee (DAP) Peter Chin Gan Oon (BN) | 22,617 16,377 | 6,240 |
| P60 BATU GAJAH | 53,465 | 36,897 | 69.01 | 901 | Foo Piew Kok (DAP) Lee Chan Fai (BN) | 22,223 13,689 | 8,534 |
| P61 KUALA KANGSAR | 37,659 | 25,926 | 68.84 | 824 | Rafidah Aziz (BN) Jamaluddin Mohd Din (S46) | 16,548 8,554 | 7,994 |
| P62 BERUAS | 38,832 | 27,742 | 71.44 | 803 | Dato' Seri Lim Kam Yak (BN) Ngeh Koo Ham (DAP) | 13,889 13,026 | 863 |
| P63 PARIT | 36,484 | 24,897 | 68.24 | 952 | Nasruddin Alang Saidin (BN) Hj. Abd Kader Kahar (PAS) | 14,853 8,987 | 5,866 |
| P64 GOPENG | 36,347 | 24,728 | 68.03 | 794 | Dr. Ting Chew Peh (BN) Hong Chin Poh (DAP) | 14,991 8,940 | 6,051 |
| P65 KAMPAR | 41,773 | 28,412 | 68.01 | 768 | Wong Wing On (DAP) Hew See Tong (BN) | 13,964 13,652 | 312 |
| P66 TAPAH | 38,209 | 26,184 | 68.53 | 1,057 | Dato' K. Kumaran (BN) Hj. Abdul Wahab Abu Bakar (S46) | 15,015 9,794 | 5,221 |
| P67 PASIR SALAK | 38,608 | 27,406 | 70.98 | 1,034 | Megat Junid Megat Ayob (BN) Rosli Samsudin (PAS) | 19,787 6,485 | 13,302 |
| P68 LUMUT | 59,557 | 43,506 | 73.05 | 1,295 | Datin Ling Chooi Sieng (BN) Chew Pang Kee (DAP) | 22,161 17,287 | 4,874 |
| P69 BAGAN DATOK | 34,811 | 24,008 | 68.97 | 1,129 | Mohamed Jamrah (BN) Ariffin Ngah Nasution (PAS) | 15,365 7,486 | 7,879 |

PERAK (cont'd)

| CONSTITUENCY | ELECTORATE | VOTER TURNOUT # | % | SPOILT VOTES | CANDIDATES/PARTY | VOTES | MAJORITY |
|----------------------|------------|--------------------|-------|-----------------|---------------------------------------------------|------------------|----------|
| P70 TELOK INTAN | 49,732 | 34,173 | 68.71 | 987 | Ong Tin Kim (BN) M.G. Pandithan (DAP) | 17,610 15,499 | 2,111 |
| P71 TANJONG MALIM | 48,635 | 34,038 | 69.99 | 1,296 | Loke Yuen Yow (BN) A. Rahim Hj. Mat Taib (DAP) | 23,953 8,707 | 15,246 |

PAHANG

| CONSTITUENCY | ELECTORATE | VOTER TURNOUT # | % | SPOILT VOTES | CANDIDATES/PARTY | VOTES | MAJORITY |
|--------------|------------|--------------------|-------|-----------------|-----------------------------------------------------------------------------------------------------|------------------|----------|
| P72 LIPIS | 39,027 | 27,462 | 70.37 | 1,144 | Dr. Amin Hussaini Abdul Manan (S46) Chan Kong Choy (BN) | 11,148 15,170 | 4,022 |
| P73 RAUB | 48,189 | 34,584 | 71.77 | 1,692 | Teng Gaik Kwan (BN) Lip Tuck Chee (DAP) | 20,237 12,655 | 7,582 |
| P74 JERANTUT | 36,891 | 28,355 | 76.86 | 858 | Syed Ibrahim (PAS) Dato' Wan Abu Bakar Wan Mohamed (BN) | 11,075 16,421 | 5,346 |
| P75 KUANTAN | 63,807 | 46,096 | 72.24 | 1,282 | Dato' Hj. Fauzi Abdul Rahman (BN) Ahmad Mokhtar Hj. Mohamed (S46) | 25,020 19,153 | 5,867 |
| P76 PEKAN | 46,823 | 33,414 | 71.36 | 1,357 | Orhman Hitam (S46) Dato' Sri Hj. Mohd Najib Tun Razak (BN) | 10,795 21,262 | 10,467 |
| P77 MARAN | 45,819 | 36,592 | 79.86 | 899 | Hj. Muhammad Hj. Abdullah (BN) Syed Noh Syed Mohamad (PAS) | 24,639 11,019 | 13,620 |
| P78 MENTAKAB | 38,271 | 28,493 | 74.45 | 1,212 | Johari Ismail (S46) Dato' Dr. Siti Zaharah Sulaiman (BN) | 9,883 17,147 | 7,264 |
| P79 BENTUNG | 46,872 | 34,218 | 73.00 | 1,189 | Woo Chee Wan (DAP) Dato' Lim Ah Lek (BN) | 10,375 22,486 | 12,111 |
| P80 TEMERLOH | 47,490 | 37,654 | 79.28 | 1,084 | Kamarazaman Yacob (S46) Dato' Sabbaruddin Chik (BN) | 15,358 20,128 | 4,770 |
| P81 ROMPIN | 39,808 | 29,787 | 74.83 | 910 | Dr. Hj. Jamaludin Dato' Hj. Mohd Jarjis (BN) Ustaz Hj. Salim @ Hj. Ahmad Awang Kalib (PAS) | 20,994 7,866 | 13,128 |

SELANGOR

| CONSTITUENCY | ELECTORATE | VOTER # | TURNOUT % | SPOILT VOTES | CANDIDATES/PARTY | VOTES | MAJORITY |
|--------------------|------------|------------|--------------|-----------------|--------------------------------------------------------------------------|------------------|----------|
| P82 SABAK BERNAM | 33,761 | 23,885 | 70.75 | 977 | Hj. Mahbud Hj. Hashim (BN) Ustaz Abd.Razak Dawami (PAS) | 17,715 5,167 | 12,548 |
| P83 TANJUNG KARANG | 32,910 | 23,694 | 72.00 | 1,032 | Saidin @ Yusof Adam (BN) Hj. Abdul Hakim Hj. Abdullah (PAS) | 15,468 7,191 | 8,277 |
| P84 HULU SELANGOR | 46,933 | 34,590 | 73.70 | 1,610 | G. Palanivel (BN) Nazar Yakim (S46) | 20,839 11,857 | 8,982 |
| P85 KUALA SELANGOR | 36,695 | 27,547 | 75.07 | 1,055 | Dato' Hj. Abu Hassan Omar (BN) Dr. Mohamed Haniffa (S46) | 17,964 8,508 | 9,456 |
| P86 KAPAR | 53,280 | 39,360 | 73.87 | 1,511 | Dato' M. Mahalingam (BN) Dato' Sanad Hj. Said (S46) | 22,038 15,811 | 6,227 |
| P87 SELAYANG | 100,488 | 73,801 | 73.44 | 2,500 | Zaleha Ismail (BN) Lee Yee Lian (DAP) | 51,062 19,920 | 31,142 |
| P88 AMPANG JAYA | 89,112 | 66,971 | 75.15 | 1,509 | Ong Tee Keat (BN) Zainal Rampak (S46) | 39,304 25,954 | 13,350 |
| P89 HULU LANGAT | 64,264 | 49,221 | 76.59 | 2,297 | Dato' Lee Kim Sai (BN) Dr. Lim Ann Koon (DAP) | 28,174 18,483 | 9,691 |
| P90 PETALING JAYA | 98,383 | 66,776 | 67.87 | 1,161 | Dr. Kua Kia Soong (DAP) Soh Chee Wen (BN) | 40,685 24,735 | 15,950 |
| P91 PUCHONG | 98,733 | 69,678 | 70.57 | 1,830 | Dr. V. David (DAP) Dr. Tan Yee Kew (BN) | 35,495 31,887 | 3,608 |
| P92 SHAH ALAM | 90,248 | 68,674 | 76.09 | 1,773 | Hjh. Rakibah Hj. Abd. Manap (BN) Datin Paduka Hjh. Rahmah Osman (S46) | 41,767 25,129 | 16,638 |
| P93 KLANG | 80,860 | 56,235 | 69.55 | 1,172 | Fong Kui Lun (DAP) Chan Tse Yuen (BN) | 31,413 23,606 | 7,807 |
| P94 KUALA LANGAT | 48,369 | 38,171 | 78.92 | 1,511 | Dato' Basri Bajuri (BN) Dr. Sallehuddin Hafiz (S46) | 22,607 13,932 | 8,675 |
| P95 SEPANG | 48,579 | 37,462 | 77.11 | 1,063 | Mohd Sharif Jajang (BN) Dato' Hj. Suhaimi Kamaruddin (S46) | 22,855 13,492 | 9,363 |

KUALA LUMPUR

| CONSTITUENCY | ELECTORATE | VOTER # | TURNOUT % | SPOILT VOTES | CANDIDATES/PARTY | VOTES | MAJORITY |
|--------------------|------------|------------|--------------|-----------------|--------------------------------------------------------------------------|---------------------------|----------|
| P96 KEPONG | 76,766 | 54,736 | 71.30 | 385 | Dr. Tan Seng Giaw (DAP) Lee Kim Hoe (BN) | 38,323 15,971 | 22,352 |
| P97 BATU | 90,251 | 64,085 | 71.01 | 215 | Dr. Syed Husin Ali (PRM) Azizi Shariff (IND) Alex Lee Yu Lung (BN) | 25,259 1,043 36,646 | 11,387 |
| P98 TITIWANGSA | 64,980 | 45,412 | 69.89 | 1,542 | Dato' Harun Idris (S46) Dato' Drs. Suleiman Mohamed (BN) | 15,108 27,179 | 12,071 |
| P99 BUKIT BINTANG | 66,054 | 41,018 | 62.10 | 600 | Tan Kah Chaun (BN) Wee Choo Keong (DAP) | 8,534 31,787 | 23,253 |
| P100 LEMBAH PANTAI | 67,283 | 44,830 | 66.63 | 541 | Mohamed Kamal Hussain (BN) Marina Yusoff (S46) | 25,643 18,309 | 7,334 |
| P101 SEPUTEH | 81,644 | 57,213 | 70.08 | 500 | Liew Ah Kim (DAP) Fu Ah Kiow (BN) | 39,445 16,437 | 23,008 |
| P102 SUNGAI BESI | 80,856 | 58,215 | 72.00 | 432 | Tan Kok Wai (DAP) Tan Chai Ho (BN) Abdul Hamid Selamat (IND) | 32,169 23,313 1,389 | 8,856 |

NEGERI SEMBILAN

| CONSTITUENCY | ELECTORATE | VOTER # | TURNOUT % | SPOILT VOTES | CANDIDATES/PARTY | VOTES | MAJORITY |
|----------------------|------------|------------|--------------|-----------------|-------------------------------------------------------------------|------------------|----------|
| P103 JELEBU | 33,282 | 26,730 | 80.31 | 682 | Lt Kol (B) Ibrahim Sareh (BN) Dato' Rais Yatim (S46) | 13,175 12,780 | 395 |
| P104 JEMPOL | 45,061 | 35,306 | 78.35 | 1,032 | Dato' Mohd Khalid Mohd Yunus (BN) Abdul Aziz Abdullah (S46) | 20,602 13,639 | 6,963 |
| P105 TAMPIN | 42,637 | 33,333 | 78.18 | 1,058 | Mohd Noh Rajab (BN) Sulaiman Yusof (S46) | 23,784 7,900 | 15,884 |
| P106 KUALA PILAH | 37,480 | 27,994 | 74.69 | 956 | Napsiah Omar (BN) Abd. Halim Mohd (S46) | 19,444 7,538 | 11,906 |
| P107 SEREMBAN | 75,579 | 55,652 | 73.63 | 1,452 | Yim Chee Chong (BN) Dr. Chen Man Hin (DAP) | 26,874 26,797 | 77 |
| P108 RASAH | 66,654 | 50,379 | 75.58 | 1,489 | Dato' Wong See Wah (BN) Hu Sepang (DAP) | 25,872 22,836 | 3,036 |
| P109 TELOK KEMANG | 44,775 | 33,611 | 75.06 | 1,266 | Dr. T. Manimuthu (BN) Dr. N. Mahadevan (DAP) | 22,367 8,888 | 13,479 |

MELAKA

| CONSTITUENCY | ELECTORATE | VOTER # | TURNOUT % | SPOILT VOTES | CANDIDATES/PARTY | VOTES | MAJORITY |
|------------------------|------------|------------|--------------|-----------------|--------------------------------------------------|------------------|----------|
| P.110 ALOR GAJAH | 36,234 | 28,131 | 77.64 | 771 | Hj. Ibrahim Jendol (BN) Mokhtar Ibrahim (PAS) | 23,201 4,019 | 19,182 |
| P.111 SELANDAR | 37,983 | 28,789 | 75.79 | 898 | Samat Abdullah (S46) Dr. Fong Chan Onn (BN) | 8,719 19,120 | 10,401 |
| P.112 BATU BERENDAM | 77,505 | 60,863 | 78.53 | 2,369 | Mohd Tamrin Abdul Ghafar (BN) Rahim Ali (S46) | 35,561 22,933 | 12,628 |
| P.113 KOTA MELAKA | 71,608 | 54,864 | 76.62 | 1,227 | Soon Tian Szu (BN) Lim Guan Eng (DAP) | 19,525 33,993 | 14,468 |
| P.114 JASIN | 41,729 | 32,591 | 78.10 | 1,019 | Aris Konil (S46) Abdul Ghafar Baba (BN) | 8,674 22,826 | 14,152 |

JOHOR

| CONSTITUENCY | ELECTORATE | VOTER # | TURNOUT % | SPOILT VOTES | CANDIDATES/PARTY | VOTES | MAJORITY |
|--------------------|------------|------------|--------------|-----------------|-------------------------------------------------------------------|------------------|----------|
| P.115 SEGAMAT | 52,628 | 38,845 | 73.81 | 1,156 | S.S.Subramaniam (BN) Simon Tong Tiam Hock (DAP) | 20,070 17,549 | 2,521 |
| P.116 LEDANG | 51,374 | 37,641 | 73.27 | 1,512 | Hj. A. Ghani Othman (BN) Othman Tambi (S46) | 21,802 14,255 | 7,547 |
| P.117 PAGOI | 35,036 | 26,078 | 74.43 | 784 | Ahmad Omar (BN) Murad Hj. Hassan (S46) | 18,461 6,808 | 11,653 |
| P.118 LABIS | 42,252 | 31,310 | 74.10 | 1,097 | Dato' Seri Dr. Ling Liong Sik (BN) Ahmad Ton (DAP) | 17,710 12,485 | 5,225 |
| P.119 MERSING | 34,517 | 25,083 | 72.67 | 858 | Dato' Abd. Ajib Ahmad (BN) Hassan Hj. Md. Ali (S46) | 14,366 9,857 | 4,509 |
| P.120 KLUANG | 74,164 | 56,689 | 76.44 | 1,384 | Kang Chow Oh (BN) Ng Wei Siong (DAP) | 29,698 24,860 | 4,838 |
| P.121 PARIT SULONG | 56,771 | 42,546 | 74.94 | 1,598 | Ruhanie Hj. Ahmad (BN) Hj. Dasuki Hj. Abdul Kadir (S46) | 23,536 17,365 | 6,171 |
| P.122 BAKRI | 47,443 | 35,670 | 75.19 | 1,207 | Chua Jui Meng (BN) Lee Ban Chen (DAP) | 18,730 15,619 | 3,111 |
| P.123 MUAR | 36,070 | 25,819 | 71.58 | 976 | Abd. Malek Munip (BN) Hj. Yahya Abd. Rahman (S46) | 13,760 11,083 | 2,677 |
| P.124 SRI GADING | 41,007 | 30,969 | 75.52 | 1,135 | Yasin Kamari (BN) Zawawi Hj. Zin (S46) | 22,205 7,625 | 14,580 |
| P.125 BATU PAHAT | 59,836 | 44,143 | 73.77 | 1,764 | Hj. Daud Dato' Hj. Taha (BN) Datin Sh. Rokiah Sh. Canrik (S46) | 24,922 17,457 | 7,465 |

JOHOR (cont'd)

| CONSTITUENCY | ELECTORATE | VOTER # | TURNOUT % | SPOILT VOTES | CANDIDATES/PARTY | VOTES | MAJORITY |
|-------------------|------------|------------|--------------|-----------------|------------------------------------------------------------------------------|---------------------------|----------|
| P126 SUNGAI BUNUT | 50,209 | 36,378 | 72.45 | 2,014 | Hj. Abd. Hamid Hj. Abd Rahman (BN) Mohamed Sadek Mamali (S46) | 23,313 10,943 | 12,370 |
| P127 SENAI | 65,703 | 50,644 | 77.08 | 1,775 | Woon See Chin (BN) Liew Kon Chin (DAP) Ibrahim Hanafia (IND) | 27,697 19,349 1,777 | 8,348 |
| P128 KOTA TINGGI | 60,530 | 48,348 | 79.87 | 1,613 | Syed Hamid S. Jaafar Albar (BN) Hj. Ma'on Omar (S46) | 36,504 9,956 | 26,548 |
| P129 TEBRAU | 79,636 | 57,613 | 72.34 | 2,666 | Siti Zainab Abu Bakar (BN) Dato' Hj. Abd. Rahman Mahmud (S46) | 34,883 20,064 | 14,819 |
| P130 JOHOR BAHRU | 64,933 | 43,990 | 67.75 | 1,132 | Mohamed Khaled Nordin (BN) Dato' Ja'afar Onn (S46) Ismail Wanjor (IND) | 24,980 16,814 930 | 8,166 |
| P131 PULAI | 64,590 | 49,140 | 76.08 | 1,702 | Dato' Mohamed Rahmat (BN) Razak Ahmad (PRM) | 29,855 17,583 | 12,272 |
| P132 PONTIAN | 55,472 | 41,687 | 75.15 | 2,297 | Ong Ka Ting (BN) Guan Peck Cheng (DAP) | 24,362 14,978 | 9,384 |

LABUAN

| CONSTITUENCY | ELECTORATE | VOTER # | TURNOUT % | SPOILT VOTES | CANDIDATES/PARTY | VOTES | MAJORITY |
|--------------|------------|------------|--------------|-----------------|----------------------------------------------------------------------------------------|-------------------------|----------|
| P133 LABUAN | 16,388 | 12,489 | 76.20 | 165 | Abdol Mulok (BN) Haris Hj. Annuar @ David Tan (IND) Hj. Zaini Hj. Mohd Isa (IND) | 7,130 1,248 3,568 | 3,562 |

SABAH

| CONSTITUENCY | ELECTORATE | VOTER # | TURNOUT % | SPOILT VOTES | CANDIDATES/PARTY | VOTES | MAJORITY |
|----------------|------------|------------|--------------|-----------------|-----------------------------------------------------------------------------------------------|------------------------|----------|
| P134 MARUDU | 27,819 | 16,327 | 58.80 | 146 | Datuk Amir Kahar Tun Datu Mustapha (BN) Joe Ojibi Sipiring (IND) Chong Jan Fah (DAP) | 8,064 7,790 327 | 274 |
| P135 BANDA U | 22,239 | 12,978 | 58.35 | 151 | George Sangkin (PBS) Saibon Abpalan (IND) | 9,701 3,126 | 6,575 |
| P136 KOTABELUD | 30,320 | 21,313 | 71.16 | 165 | Maidom Pansai (PBS) Datu Mohamed Gelungan Omar (IND) Lamsil Hamidsor (IND) | 11,501 270 9,377 | 2,124 |

SABAH (cont'd)

| CONSTITUENCY | ELECTORATE | VOTER # | TURNOUT % | SPOILT VOTES | CANDIDATES/PARTY | VOTES | MAJORITY |
|-------------------|------------|------------|--------------|-----------------|-----------------------------------------------------------------------------------------------------------------------------------------|--------------------------------------|----------|
| P137 TUARAN | 27,405 | 17,096 | 62.45 | 140 | Datuk Monggoh Orow (PBS) Ubung Pagiran @ David (AKAR) | 12,065 4,891 | 7,174 |
| P138 KINABALU | 20,968 | 14,204 | 67.74 | 160 | Dr. Othman Minudin (PBS) Datuk Mark Kodong (AKAR) | 7,419 6,625 | 794 |
| P139 JAMBONGAN | 29,864 | 15,019 | 50.29 | 174 | Ridi Alawansa (IND) Thamrin Hj. Jaini (AKAR) Nordin Khani (IND) Michael Asang (PBS) | 5,393 376 233 8,816 | 3,423 |
| P140 SANDAKAN | 38,761 | 21,031 | 54.25 | 1,377 | Lai Lun Tzee (PBS) Ang Lian Hai (DAP) | 10,163 9,295 | 868 |
| P141 KINABATANGAN | 27,228 | 10,912 | 40.07 | 129 | Miyong Hamzah (IND) Hj. Juhar Hj. Mahiruddin (BN) | 5,308 5,473 | 165 |
| P142 KENINGAU | 19,617 | - | - | - | Joseph Pairin Kitingan (PBS) | Unopposed | |
| P143 PENAMPANG | 28,548 | 18,374 | 64.36 | 1,740 | Marcel Leiking @ Marshal (DAP) Bernard Giluk Dompok (PBS) | 3,576 12,654 | 9,078 |
| P144 GAYA | 35,387 | 19,120 | 54.28 | 375 | Yong Chiew Lip (PBS) Fung Ket Wing (DAP) | 10,675 8,083 | 2,592 |
| P145 TANJONG ARU | 29,787 | 16,878 | 56.66 | 173 | Joseph Wun (PBS) Hj. Jabar (IND) Hsing Yin Shean (DAP) P. Amin Hj. Mulia (AKAR) Charles Tulis @ Mohd. Salleh (BEBAS) | 8,504 4,687 2,507 763 37 | 3,817 |
| P146 PAPAR | 23,138 | 16,648 | 71.95 | 109 | Wences Lajingah (IND) Huang Tzin Tat @ Alexander (IND) Abd. Rahman Juman (IND) Osu Hj. Sukam (BN) Md. Ariff Ab. Bakar (IND) | 45 27 7,939 8,452 41 | 513 |
| P147 KIMANIS | 20,130 | 13,766 | 68.38 | 120 | Nurnikman Abdullah (PBS) A.K. Aliuddin Pg. Hj. Mohd. Tahir (IND) Mohd. Zahari Mohd. Zinin (IND) | 7,618 1,688 4,296 | 3,322 |
| P148 LIMBAWANG | 18,416 | 12,711 | 69.02 | 139 | Jusri Sahat (IND) Shi Bo Nguan (DAP) Tun Datu Hj. Mustapha Datu Harun (BN) | 5,192 288 7,092 | 1,900 |
| P149 PADAS | 24,129 | 12,472 | 51.68 | 791 | Paul Kadau (DAP) Radin Malleh (PBS) | 1,824 9,848 | 8,024 |
| P150 PENSIANGAN | 17,816 | 9,309 | 52.25 | 172 | Ampon @ Foo Tun Bung (DAP) Taimin Lumaing (PBS) | 1,394 7,701 | 6,307 |

SABAH (cont'd)

| CONSTITUENCY | ELECTORATE | VOTER # | TURNOUT % | SPOILT VOTES | CANDIDATES/PARTY | VOTES | MAJORITY |
|----------------|------------|------------|--------------|-----------------|--------------------------------------------------------------------------------------------------------------------------------------------------------------------|-------------------------------------------------|----------|
| P.151 TAWAU | 37,886 | 23,192 | 61.21 | 126 | Osman Mohamad (IND) Bandy Pilo @ Sabandy (IND) Samson Chin Chee Tsu (DAP) Mohamad Husain (PAS) Yee Lung Fook Geoffrey (PBS) Ismail Hj. Senang (IND) | 5,504 3,258 1,253 426 11,595 731 | 6,091 |
| P.152 SILAM | 32,015 | 18,623 | 58.90 | 180 | Mohamaddin Ketapi (IND) Railey Hj. Jeffrey (BN) Hassan Malempeng (IND) | 8,269 10,322 89 | 2,053 |
| P.153 SEMPORNA | 32,139 | 18,566 | 57.94 | 160 | Abdillah Hj. Abdul Hamid (IND) Tan Sri Datuk Hj. Sakaran Dandai (BN) | 7,574 10,832 | 3,258 |

SARAWAK

| CONSTITUENCY | ELECTORATE | VOTER # | TURNOUT % | SPOILT VOTES | CANDIDATES/PARTY | VOTES | MAJORITY |
|-------------------------|------------|------------|--------------|-----------------|---------------------------------------------------------------------------------------------|--------------------------|----------|
| P.154 MAS GADING | 30,110 | 21,253 | 70.58 | 359 | Dr. Patau Rubis (BN) See Chee How (DAP) Wilfred Rata Nissam | 10,924 1,637 7,692 | 3,232 |
| P.155 SANTUBONG | 18,759 | 13,324 | 71.02 | 224 | Wan Zainal Abidin Senusi (PERMAS) Rohani Karim (BN) | 2,832 10,200 | 7,368 |
| P.156 PETRA JAYA | 25,722 | 16,054 | 62.42 | 287 | Dr. Sulaiman Hj. Daud (BN) Hj. Musatapha Ismail (PERMAS) | 12,686 3,080 | 9,606 |
| P.157 BANDAR KUCHING | 64,265 | 45,510 | 70.82 | 295 | Stephen Yong Kuet Tze (BN) Sim Kwang Yang (DAP) | 19,409 25,573 | 6,164 |
| P.158 PADAWAN | 39,260 | 26,931 | 68.59 | 579 | Yong Khooon Seng (BN) Cheng Hai Hong (DAP) | 16,362 9,751 | 6,611 |
| P.159 KOTA SAMARAHAN | 23,599 | 17,508 | 74.19 | 428 | Datuk Patinggi Hj. Abdul Taib Mahmud (BN) Tahir Hj. Sham (PERMAS) | 14,353 2,072 | 12,281 |
| P.160 SERIAN | 27,663 | 18,575 | 67.15 | 503 | William Aham (BN) Richard Riot Ak Jaem (IND) | 7,664 10,349 | 2,685 |
| P.161 BATANG SADONG | 18,727 | 14,455 | 77.19 | 194 | Wahab Suhaili (BN) Pok Ak Ungkur (IND) Bujang Hj. Ulis (PERMAS) | 8,887 258 4,719 | 4,168 |
| P.162 BATANG LUPAR | 16,145 | 10,818 | 67.00 | 166 | Abg. Ismail Abg. Hadari (IND) W. Habib Mahmud (PERMAS) Wan Junaidi Tuanku Jaafar (BN) | 1,722 3,130 5,795 | 2,665 |

SARAWAK (cont'd)

| CONSTITUENCY | ELECTORATE | VOTER # | TURNOUT % | SPOILT VOTES | CANDIDATES/PARTY | VOTES | MAJORITY |
|-------------------|------------|------------|--------------|-----------------|-----------------------------------------------------------------------------------------------------------------------|------------------------------|----------|
| P163 SRI AMAN | 23,807 | 15,067 | 63.29 | 260 | Barat Ak Urek (IND) Jacob Ak Imang (PERMAS) Daniel Tajem Ak Miri (BN) | 3,039 1,960 9,740 | 6,701 |
| P164 LUBOK ANTU | 14,845 | - | - | - | Jawah Grang (BN) | Unopposed | - |
| P165 BETONG | 17,700 | 12,361 | 69.84 | 155 | David Impi (IND) Musa Jamaluddin (PERMAS) Douglas Uggah Embas (BN) | 1,007 2,005 9,178 | 7,173 |
| P166 SARATOK | 21,289 | 16,363 | 76.86 | 297 | Datuk Peter Tinggom Ak Kamarau (BN) Barudi Ak Linggong (IND) Gerijih Ak Tabor (IND) Banyu Ak Beriak (IND) | 9,551 639 293 5,394 | 4,157 |
| P167 KUALA RAJANG | 23,498 | 15,433 | 65.67 | 411 | Ali Hassan Jajol (IND) Asbör Abdullah (IND) Abang Abu Bakar Datu Bandar Abang Hj. Mustapha (BN) | 1,892 2,230 10,886 | 8,656 |
| P168 SARIKEI | 28,316 | 20,866 | 73.69 | 243 | Law Hieng Ping (BN) Chian Pao Koh (DAP) | 12,584 7,972 | 4,612 |
| P169 JULAU | 14,622 | 11,590 | 79.27 | 266 | William Mawan Ikrom (BEBAS) Thomas Salang (BN) | 5,421 5,886 | 465 |
| P170 KANOWIT | 16,154 | 11,739 | 72.67 | 182 | Nicholas Ngalang (IND) Datuk Leo Moggie (BN) | 4,578 6,964 | 2,386 |
| P171 LANANG | 39,078 | 27,220 | 69.65 | 213 | Wong Sing Nang (DAP) Tiew Sung Seng (BN) | 15,405 11,432 | 3,973 |
| P172 SIBU | 32,371 | 22,711 | 70.16 | 226 | Robert Lau Hoi Chew (BN) Ling Sie Ming (DAP) Tang Lung Chiew (PLUS) | 11,914 9,906 162 | 2,008 |
| P173 MUKAH | 25,155 | 15,393 | 61.19 | 395 | Dr. Leo Michael Toyad (BN) Abdul Ghani @ Lai Rani Edli (PERMAS) | 11,616 3,311 | 8,305 |
| P174 SELANGAU | 16,971 | 11,206 | 66.03 | 235 | Joseph Mauh (IND) Jerome Runggol (BN) Linson Albert (IND) | 5,443 4,418 1,099 | 1,025 |
| P175 KAPIT | 17,854 | 13,935 | 78.05 | 186 | Ahmad Salleh (IND) Dato' Sng Chee Hua (IND) James Jimbun Ak Pungga (BN) | 163 6,162 7,403 | 1,241 |
| P176 HULU RAJANG | 14,004 | 9,924 | 70.87 | 315 | Billy Abit Joo (IND) Justine Jinggut (BN) | 5,393 4,200 | 1,193 |

SARAWAK (cont'd)

| CONSTITUENCY | ELECTORATE | VOTER # | TURNOUT % | SPOILT VOTES | CANDIDATES/PARTY | VOTES | MAJORITY |
|----------------|------------|------------|--------------|-----------------|---------------------------------------|--------|----------|
| P177 BINTULU | 29,673 | 18,569 | 62.58 | 292 | Daniel Sigah Ak Limbai (IND) | 523 | |
| | | | | | Dato' Salleh Jafaruddin (PERMAS) | 3,227 | |
| | | | | | Chiew Chiu Sing (DAP) | 6,050 | |
| | | | | | Francis Lutau Jilan (IND) | 2,118 | |
| | | | | | Datuk Amar James Wong Kim Min (BN) | 6,337 | 287 |
| P178 MIRI | 53,111 | 33,486 | 63.05 | 377 | Sarbini Morni (PERMAS) | 3,242 | |
| | | | | | Lo Yung Tee (DAP) | 10,723 | |
| | | | | | Peter Chin Fah Kui (BN) | 18,904 | 8,181 |
| P179 BARAM | 22,722 | 12,431 | 54.71 | 202 | Luhah Wan (BN) | 4,742 | |
| | | | | | Harrison Ngau Laing (IND) | 5,581 | |
| | | | | | Jok Ding (IND) | 1,892 | 939 |
| P180 BUKIT MAS | 27,641 | 17,819 | 64.46 | 281 | Michael Lisa Kaya (BN) | 10,057 | 2,872 |
| | | | | | Hj. Ibrahim Hj. Abdullah (IND) | 294 | |
| | | | | | Munir Karim (IND) | 7,185 | |

CHAPTER 10

ELECTION NOSTALGIA

Election 1959

Gaily dressed Malay women seen on election day, travelling along Parit Sulong river to cast their votes in Muar Selatan constituency. In 1941, the Japanese sailed up the same river to begin the most bitter battle in the Johor state.



Election 1959

"The future of the country depends on you," seems to be the message by the late Tunku Abdul Rahman to a large crowd at an Alliance rally at the Suleiman Club.



Election 1955

Aborigine headmen and other leaders from various settlements in Selangor give their full attention to Abdul Shukor Ayob of the Information Department explaining the meaning and purpose of the coming elections.



Election 1964

Heavy stuff! The parliamentary election scoreboard which was blown down by a sudden and short afternoon thunderstorm is pushed upright by the staff of the Information Department.



Election 1964

The Petaling Jaya Club was one of the 19 polling stations for the Bangsar constituency, the biggest in the country with an electorate of 58,261. The parliamentary seat was contested by Socialist Front's V. David, PAP's C. V. Devan Nair, the Alliance's Koh Pooi Kee and PPP's Chew Choo Soot.


Election 1969

Padang Selangor Club is the centre of attraction where election results are flashed on a king-size scoreboard before a 30,000 strong crowd.



Election 1969

*The poster war is on!
Four days before polling day, a
labourer from the Pradling Jaya Town
Board is seen removing posters
indiscriminately, plastered on the
walls of the Selangor Economic
Development Corporation.*



Election 1974

The marathon begins! Election workers start counting the votes for the Ipoh parliamentary constituency at Sekolah Tuanku Abdul Rahman.



Election 1974

No place is too remote for Tan Sri Datuk Seri Hamzah Hj. Abu Samah in his campaign for the Temerloh parliamentary seat, which he won against Kamaruzaman Hj. Teh of PSRM.



Election 1986

A quiet street in Telok Gadong is transformed overnight. Traffic congestion, bunting, posters, and the streaming crowd add to the sense of festivity on election day.



Election 1982

Phew...I really need a break! This robot must be saying to itself while resting on the fire-hydrant. Not that our election campaigns have reached the space age but the structure is certainly eye-catching.

Election 1990

The kind of determination that should be applauded! Being a responsible citizen, Puan Buruk bt. Abdul Rahman, 90 years old, comes to vote at the Jalan Ampang polling station, assisted by a policeman.



Election 1990

"Feeding bottles are not allowed inside", the constable seems to be saying to the little one.



Election 1990

BN supporters in Sepang come out in full force on nomination day to escort their candidates to the nomination centre at Bangunan Tio Aziz in Salak Tinggi.

Election 1990

Election is for everyone. The school children in Sepang have fun on their wheels, cheering and showing support for their chosen party.

Election 1990

Datuk Seri Dr. Mahathir Mohamad and Barisan Nasional's component party leaders at the launching of the BN's Elections Manifesto.



Election 1990

Voters wait patiently to cast their votes at Sekolah Menengah Sea Park in Petaling Jaya.

CHAPTER 11


ELECTION FACTS AND FIGURES

STATE STATISTICS

1. **State with the most parliamentary constituencies**
Sarawak with 27 constituencies.
2. **State with the most state constituencies**
Sabah and Sarawak with 48 constituencies each.
3. **State with the least parliamentary constituencies**
Federal Territory of Labuan with just one constituency.
4. **State with the least state constituencies**
Perlis with 14 constituencies.

OF FAMILY TIES & AGE GAPS

1. **Malaysia's first husband-and-wife team in State Legislative Assembly**
Dr. Tan Seng Giaw and Dr. Oon Hong Geok, of the DAP. Dr. Tan represented Klang Bandar and Dr. Oon, Taman Aman (both in Selangor State Assembly), after the 1986 general elections.
2. **Father-and-son in Parliament**
Ghafar Baba (BN) and his son Mohamed Tamrin (BN) have represented Jasin and Batu Berendam parliamentary constituencies respectively since the 1986 general election. Lim Kit Siang (DAP) and Lim Guan Eng (DAP) have represented Tanjung and Kota Melaka parliamentary constituencies respectively also since the 1986 general election.
3. **The youngest candidates to contest in an election**
Twenty-two year-old Lee Lam Thye (DAP) who ran for Klang constituency in the 1969 general elections, but lost. And 22-year-old Najib Tun Abdul Razak who won the Pekan Parliamentary seat uncontested in 1976 following his father's death, the late Prime Minister Tun Abdul Razak.
4. **Oldest known candidate to contest in an election**
Tan Sri Sheikh Ahmad Mohd. Hashim (BN) was 75 years old when he ran again for the Kuala Perlis state constituency in the 1969 elections. He polled 1,744 votes against Al Abdullah (1,015 votes) of PAS. He was Menteri Besar of Perlis from 1959 till December 1971.



SOME THINGS YOU JUST SHOULDN'T DO.

VOTE TRIVIA

- Lowest number of votes ever obtained by a candidate: 27**
The candidate was Huang Tzin Tat @ Alexander (Independent), Papar, in the 1990 general election.
- Highest number of votes ever obtained: 51,353**
The candidate was Rahmah Osman (BN), Selayang constituency, Selangor in the 1982 general election.
- Widest ever margin of victory: 33,687**
The contest was between Chan Kok Kit @ Chan Kit (DAP) who obtained 40,307 votes and Osman @ Seman Baba (PAS) with 6,620 votes for the Sungei Besi constituency, Federal Territory in the 1978 general election.
- Smallest percentage of spoilt votes (state and parliamentary):**
1.82% of the total votes in the 1959 general elections.
- Biggest percentage of spoilt votes (state and parliamentary):**
5.88% of the total votes in the 1969 general elections.
- First recount of ballot papers.**
Held on May 15, 1991 following the petition by Encik Idris Rauf of Semangat 46 for Parti Buntar parliamentary constituency. Following the recount, Datuk Haji Abdul Rahman of National Front was declared the winner, polling 14,110 votes against Encik Idris' 13,370 votes. Independent candidate Haji Jaafar Ali received 690 votes, and there were four spoilt votes.

PEOPLE POWER

- Highest voter turnout**
Negeri Sembilan Utara constituency in 1955, where 89.3 per cent of registered voters turned up to vote.
- Largest electorate (constituency with the highest number of registered voters)**
Petaling constituency in Selangor with 114,704 voters in the 1982 general election.
- Smallest electorate (constituency with the smallest number of registered voters)**
Kurang Anai constituency in Perlis with 5,216 voters in the 1990 general election.



WINNING WOMEN

1. **First and only woman to run for office**
Halimahton Abdul Maid, the Alliance candidate for Ulu Selangor constituency in the 1955 election to the Legislative Council, was the first and only woman to run for office. She polled 5,430 votes against Abdul Rahman bin Haji Maulana (1,160 votes) of Parti Negara.
2. **First woman in cabinet**
Fatimah Hashim who was appointed on May 21, 1972 as Minister of Social Welfare. She resigned in 1972 following her defeat as the leader of Kaum Ibu (Wanita) UMNO.
3. **Country's youngest Senator**
Rafidah Aziz who was appointed in 1974 at the age of 31.
4. **First woman Senator**
Aishah Gani who was appointed in 1962.


TEST OF TIME

1. **Longest serving Member of Parliament**
The late Datuk Chan Siang Sun, Pahang's first Chinese MP on the Alliance ticket for Bentong constituency, was the longest serving Member of Parliament. He first contested in 1959 general election and held the seat for seven consecutive terms. Datuk Chan passed away in 1989.
2. **The only Independent candidate to have successfully run for office for three consecutive terms**
Abdul Jabar Mohd Yusof (Cikgu Jabar). He stood in the Batu Laut State constituency (Selangor) in the 1974, 1978 and 1982 general elections. In the 1986 election he contested on a Parti Nasionalis Malaysia (NasMA) ticket but was unsuccessful.
3. **The only man who won all his polls since 1955 to 1993**
Ghafar Baba. In 1955 and 1969 he contested for a state seat. In 1969 he moved into the national arena when he contested for a parliamentary seat. He resigned from politics in 1993.



WIN, LOSE... OR DRAW?

1. **The only constituency in Selangor State which was without candidates for a period of time**
All four candidates for the Kampong Jawa constituency had their nomination papers rejected by the Returning Officer and a new nomination day had to be fixed.
2. **The returning champion for Seremban parliamentary constituency**
The DAP national chairman, Dr. Chen Man Hin who has held the seat since 1969 and MCA, president Datuk Lee San Choon fought for the Seremban parliamentary seat. Datuk Lee won by 845 votes but Dr. Chen returned to the constituency in a by-election in 1983 when Datuk Lee resigned.
3. **Most hotly contested parliamentary constituency**
In the 1969 general election, Konawit in Sarawak had 7 candidates contesting (1 SUPP, 1 PESAKA, 1 SNAP and 4 Independents).
4. **The only party to have made a clean sweep victory**
Sabah Alliance (USNO with 28 seats, SCA with 4 seats) won the 1971 State election unopposed in all 32 constituencies and formed the State Government.
5. **The highest number of uncontested constituencies**
47 uncontested constituencies in the 1974 general election.



VOTER TURNOUT IN PARLIAMENTARY ELECTIONS

For both Peninsular & East Malaysia

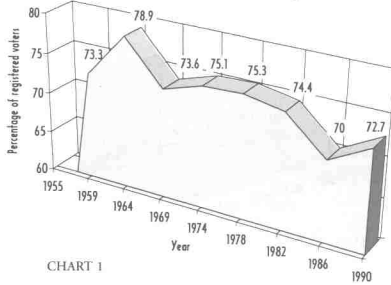


CHART 1

VOTER TURNOUT IN STATE ELECTIONS

For both Peninsular and East Malaysia

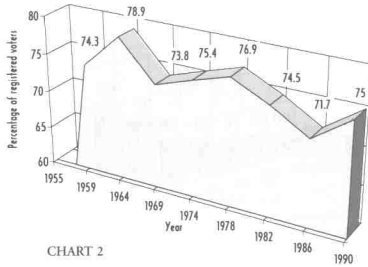


CHART 2

VOTERS REGISTERED AT EACH ELECTION

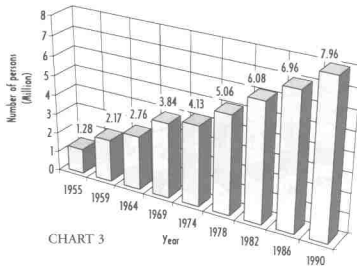


CHART 3

PARLIAMENTARY AND STATE LEGISLATIVE ASSEMBLY SEATS

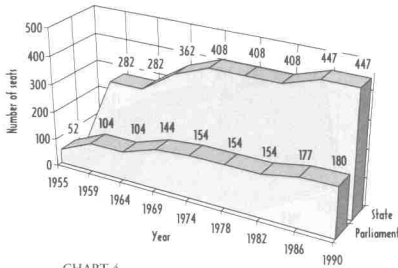


CHART 4

GOVERNMENT BUDGET FOR RUNNING EACH GENERAL ELECTION

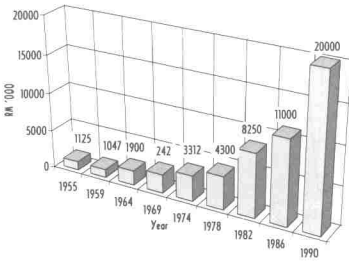


CHART 5

UNCONTESTED PARLIAMENTARY CONSTITUENCIES

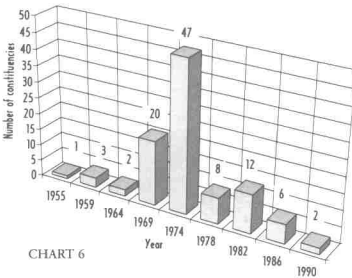



CHART 6

PERCENTAGE OF VOTES GAINED BY POLITICAL PARTIES IN PARLIAMENTARY ELECTIONS

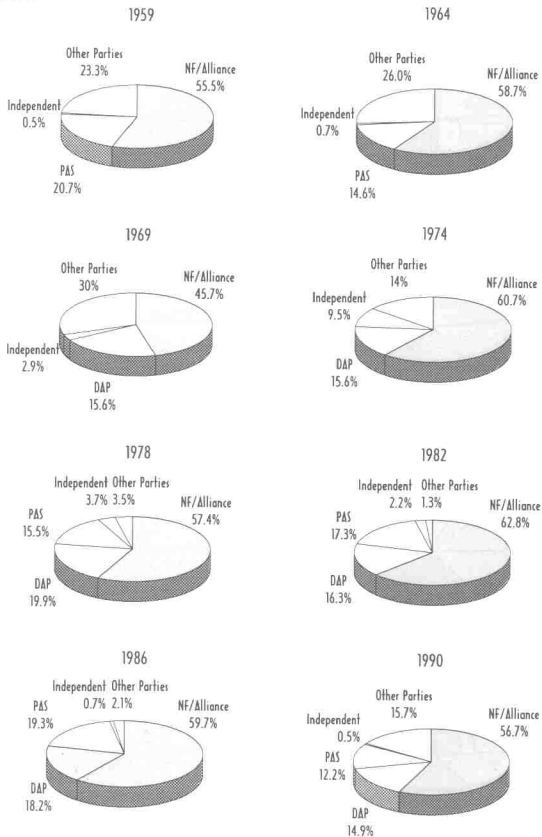
CHART 7



NOTE: Independent refers to independent candidates not representing any party

PERCENTAGE OF VOTES GAINED BY POLITICAL PARTIES IN STATE ELECTIONS

CHART 8



NOTE: Independent refers to independent candidates not representing any party

PARLIAMENT SEATS WON BY MAJOR POLITICAL PARTIES

UMNO

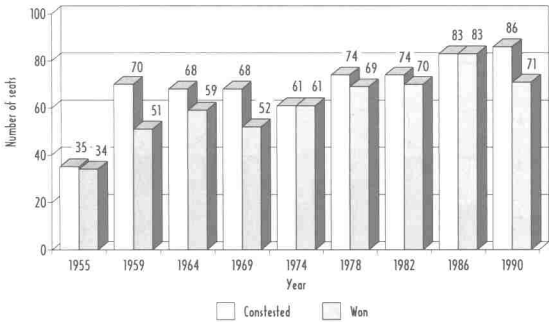


CHART 9

MCA

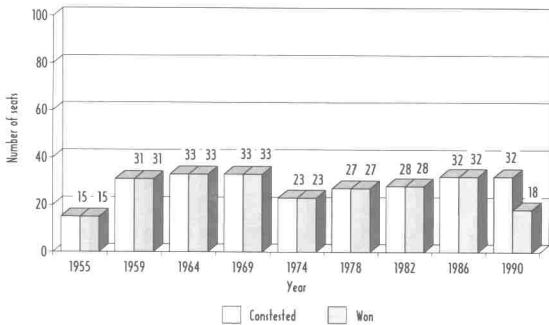


CHART 9

PARLIAMENT SEATS WON BY MAJOR POLITICAL PARTIES *cont.*

MIC

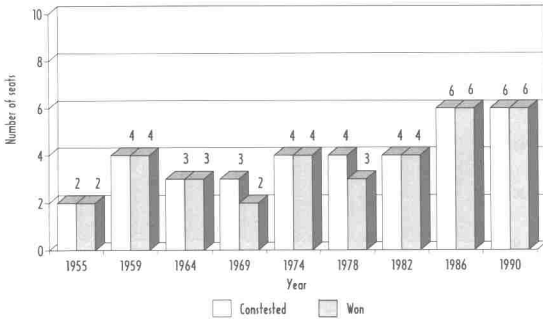


CHART 9

PAS

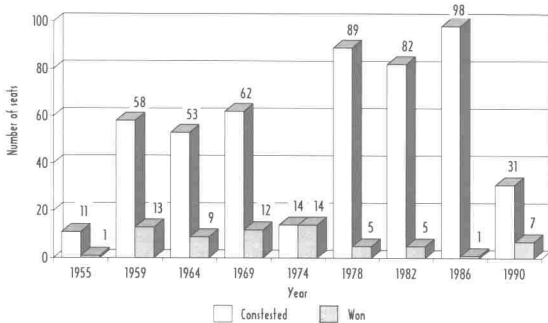


CHART 9

NUMBER OF CANDIDATES WHO LOST THEIR ELECTION DEPOSIT PARLIAMENTARY

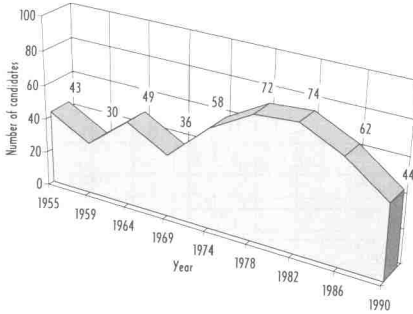


CHART 10

STATE LEGISLATIVE ASSEMBLY

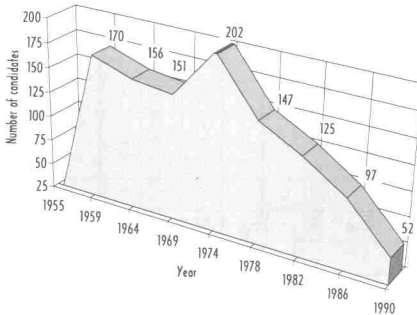


CHART 10

NOTE: A candidate loses his deposit if he obtains less than 1/8 of the total number of votes polled by all the candidates in the constituency.

Table:1

| REPRESENTATION OF POLITICAL PARTIES IN PARLIAMENT (Number of Seats) | | | | | | | | | |
|------------------------------------------------------------------------|------|------|------|------|------|------|------|------|------|
| Party | 1955 | 1959 | 1964 | 1969 | 1974 | 1978 | 1982 | 1986 | 1990 |
| Alliance | 51 | 74 | 89 | 74 | - | - | - | - | - |
| Barisan Nasional (BN) | - | - | - | - | 135 | 130 | 132 | 148 | 127 |
| Parti Negara (NEG) | - | 1 | - | - | - | - | - | - | - |
| Pan-Malayan Islamic Party (PMIP) | 1 | 13 | 9 | 12 | - | - | - | - | - |
| Socialist Front (SF) | - | 8 | 2 | - | - | - | - | - | - |
| Peoples Progressive Party (PPP) | - | 4 | 2 | 4 | - | - | - | - | - |
| Malaya Party (MP) | - | 1 | - | - | - | - | - | - | - |
| Parti Demokratik Bersatu (PDB) | - | - | 1 | - | - | - | - | - | - |
| Parti Tindakan Ra'ayat (PETIR) | - | - | 1 | - | - | - | - | - | - |
| United Sabah National Organisation (USNO) | - | - | - | 13 | - | - | - | - | - |
| Democratic Action Party (DAP) | - | - | - | 13 | 9 | 16 | 9 | 24 | 20 |
| Parti Gerakan Rakyat Malaysia (GRM) | - | - | - | 8 | - | - | - | - | - |
| Sarawak United People's Party (SUPP) | - | - | - | 5 | - | - | - | - | - |
| Sarawak National Party (SNAP) | - | - | - | 9 | 9 | - | - | - | - |
| Parti Pesaka Sarawak (PESAKA) | - | - | - | 2 | - | - | - | - | - |
| Sabah Chinese Association (SCA) | - | - | - | 3 | - | - | - | - | - |
| Social Justice Party of Malaysia (PEKEMAS) | - | - | - | - | 1 | - | - | - | - |
| Islamic Party of Malaysia (PAS) | - | - | - | - | - | 5 | 5 | 1 | 7 |
| Sarawak People's Organisation (SAPO) | - | - | - | - | - | 1 | - | - | - |
| Party Bersatu Sabah (PBS) | - | - | - | - | - | - | - | - | 14 |
| Parti Semangat 46 (S46) | - | - | - | - | - | - | - | - | 8 |
| Independent | - | 3 | - | 1 | - | 2 | 8 | 4 | 4 |
| Total | 52 | 104 | 104 | 144 | 154 | 154 | 154 | 177 | 180 |

Table:2

| NUMBER OF PARLIAMENTARY AND STATE CONSTITUENCIES | | |
|--------------------------------------------------|------------|-------|
| Year | Parliament | State |
| 1955 | 52 | - |
| 1959 | 104 | 282 |
| 1964 | 104 | 282 |
| 1969 | 144 | 362 |
| 1974 | 154 | 408 |
| 1978 | 154 | 408 |
| 1982 | 154 | 408 |
| 1986 | 177 | 447 |
| 1990 | 180 | 447 |

Table:3

ELECTION DATES

| | | | | |
|--------------------------------------------|------------|-------------------------|---------------------|-----------------------|
| 1955 | Nomination | Peninsula June 15 | Sabah - | Sarawak - |
| | Polling | July 27 | - | - |
| 1959 | Nomination | Peninsula July 15* | Sabah - | Sarawak - |
| | Polling | August 19 | - | - |
| 1964 | Nomination | Peninsula March 21 | Sabah - | Sarawak - |
| | Polling | April 25 | - | - |
| 1969 | Nomination | Peninsula April 5** | Sabah April 5 | Sarawak April 5 |
| | Polling | May 10 | May 10-25 | May 10- June 7 |
| Dissolution of Parliament: July 31, 1974 | | | | |
| 1974 | Nomination | Peninsula August 8 | Sabah August 8 | Sarawak August 8 |
| | Polling | August 24 | Aug 24 - Sept 7 | Aug 24 - Sept 14 |
| Dissolution of Parliament: June 12, 1978 | | | | |
| 1978 | Nomination | Peninsula June 21 | Sabah June 21 | Sarawak June 21 |
| | Polling | July 8 | July 8-15 | July 8-22 |
| Dissolution of Parliament: March 29, 1982 | | | | |
| 1982 | Nomination | Peninsula April 7 | Sabah April 7 | Sarawak April 7 |
| | Polling | April 22 | April 22-26 | April 22-26 |
| Dissolution of Parliament: July 19, 1986 | | | | |
| 1986 | Nomination | Peninsula July 24 | Sabah July 24 | Sarawak July 24 |
| | Polling | August 3 | August 2-3 | August 2-3 |
| Dissolution of Parliament: October 5, 1990 | | | | |
| 1990 | Nomination | Peninsula October 11 | Sabah October 11 | Sarawak October 11 |
| | Polling | October 21*** | October 20-21 | October 20-21 |

* nomination for state elections were held on separate dates

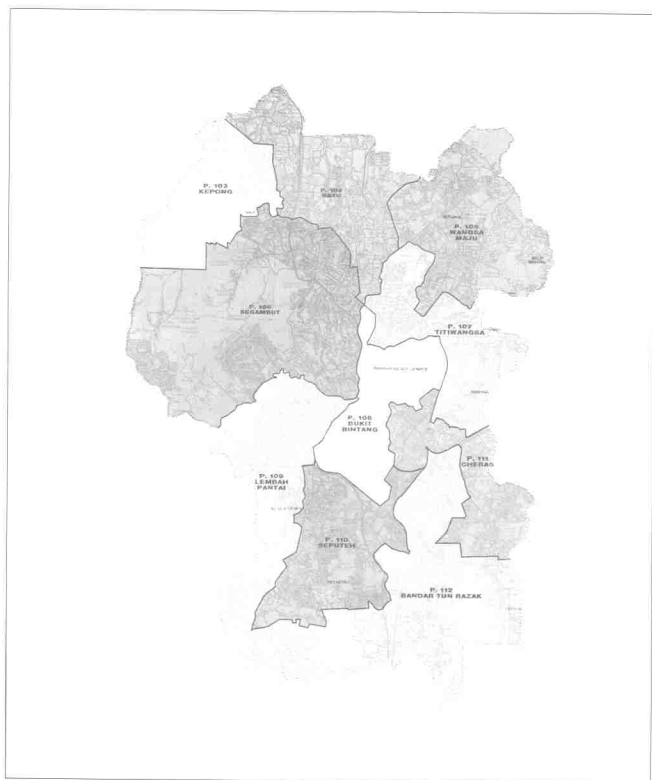
** nomination in the State of Kelantan was held on April 12, 1969

*** Polling for Federal Territory of Labuan on the same date (21 October)

**APPENDIX : MAPS OF
PARLIAMENTARY & STATE
CONSTITUENCIES**

APPENDIX : MAPS OF PARLIAMENTARY & STATE CONSTITUENCIES

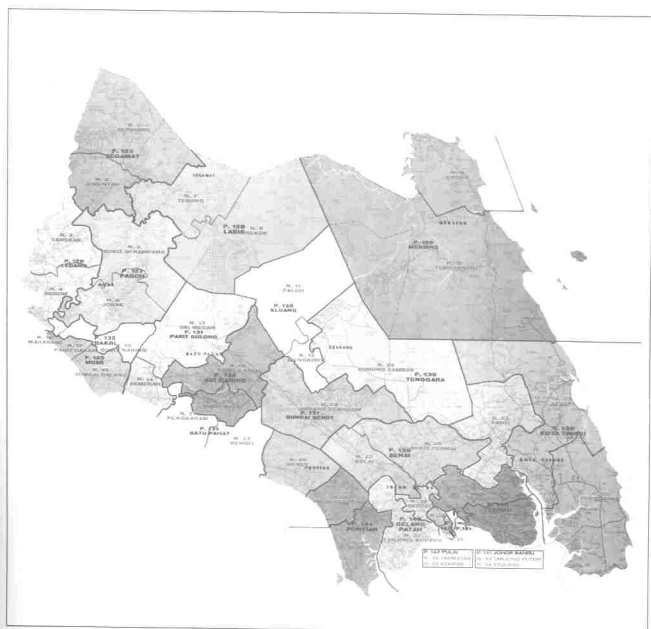
FEDERAL TERRITORY OF KUALA LUMPUR



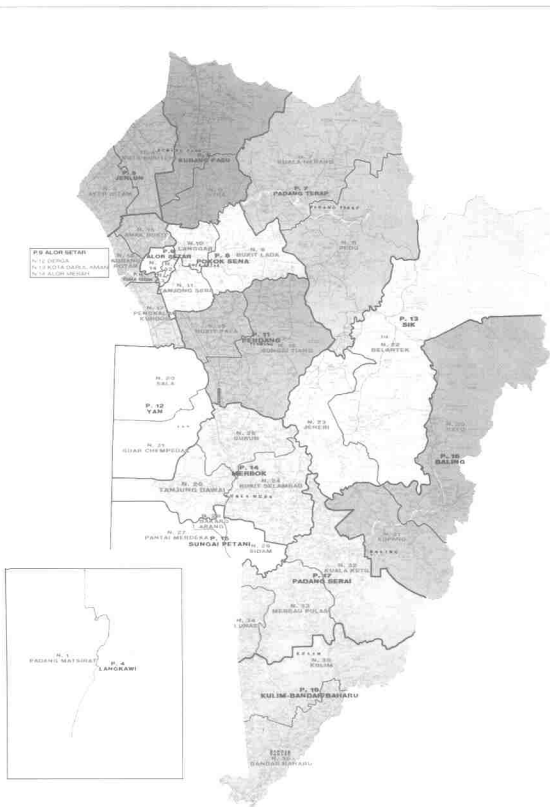
FEDERAL TERRITORY OF LABUAN



JOHOR



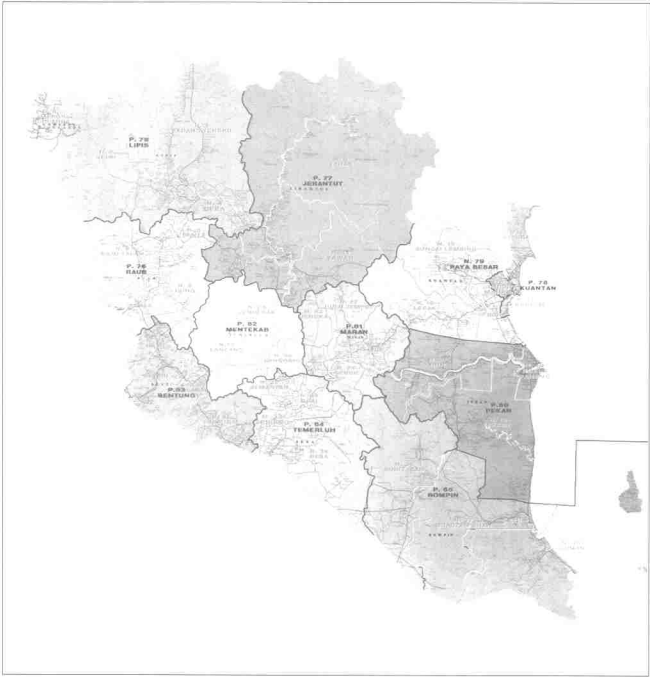
KEDAH

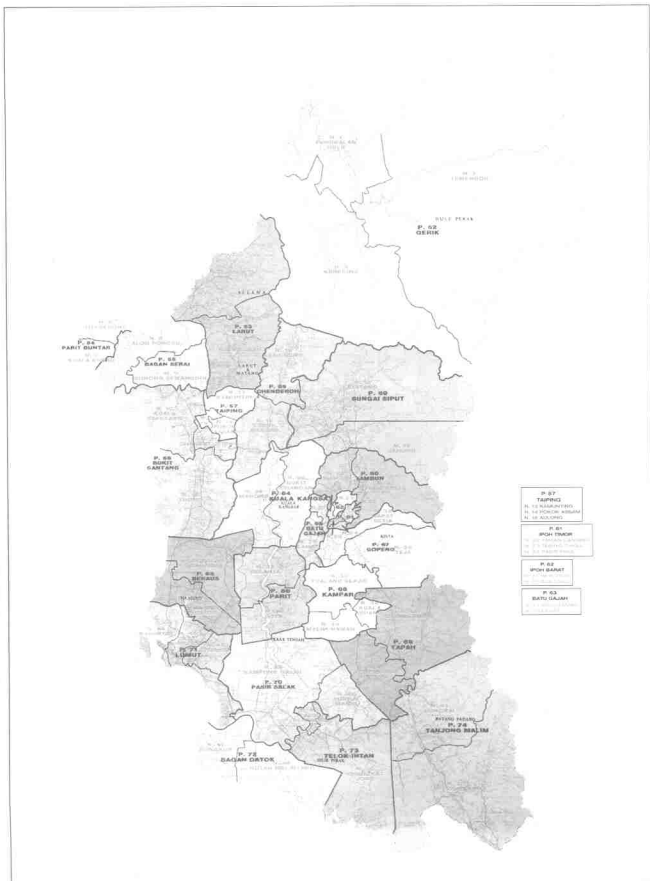


MALACCA

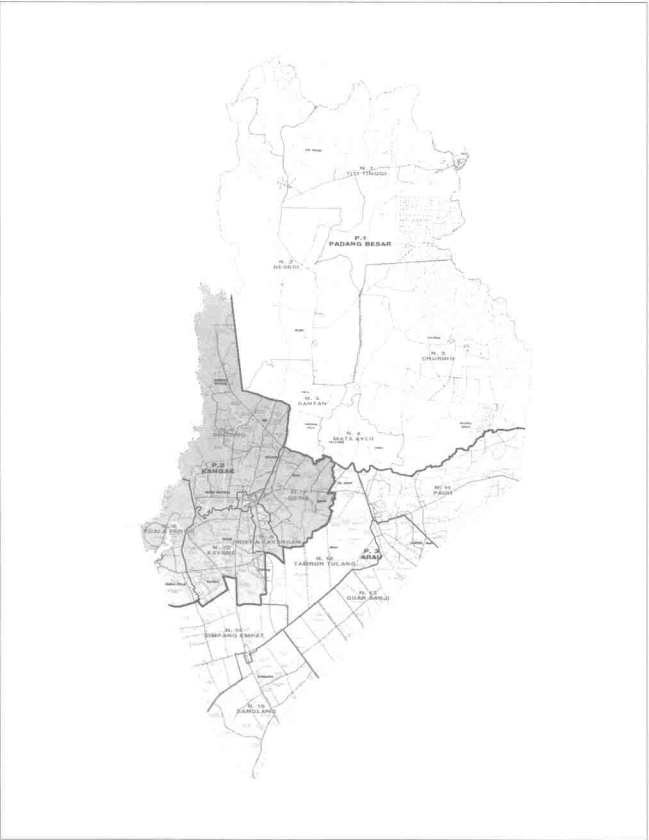


PAHANG



PERAK

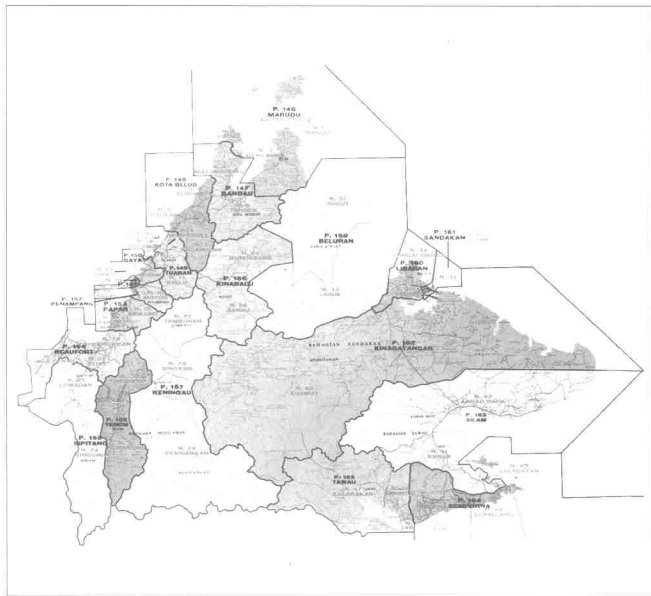
PERLIS



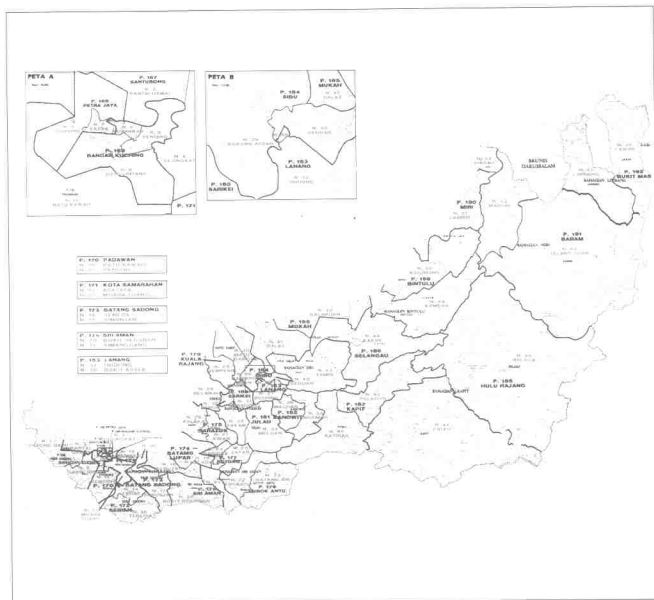
PENANG



SABAH

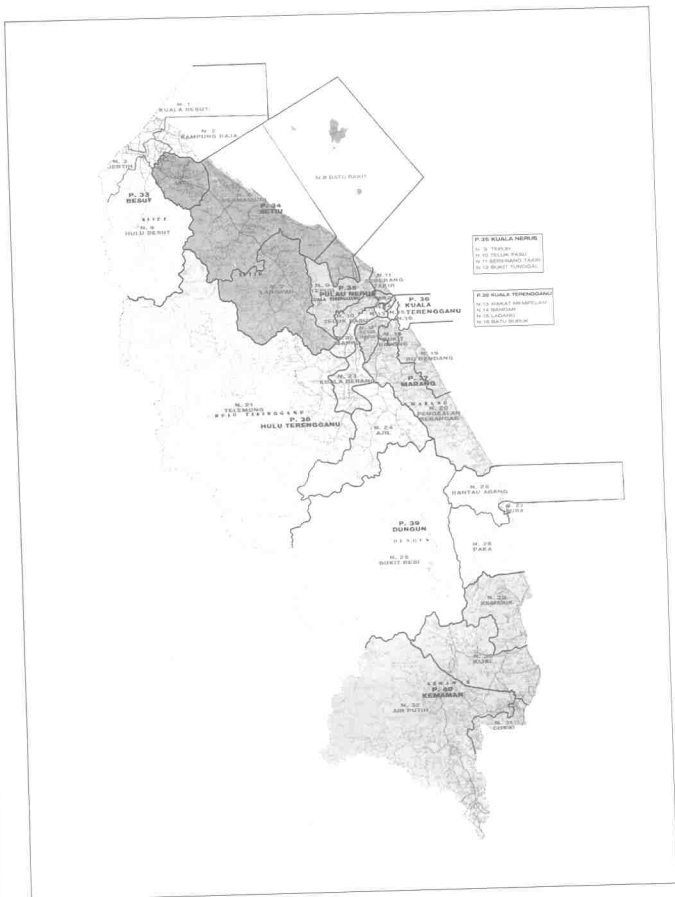


SARAWAK



SELANGOR



TERENGGANU

PENINSULA MALAYSIA

